

REPUBLIC OF KENYA



COUNTY GOVERNMENT OF LAIKIPIA

MUNICIPALITY OF NANYUKI

P.O. Box 4-10400 Nanyuki
info@nanyukimunicipality.go.ke



Ref: NM/FIN/FS/VOL1/4



Date: 26th August 2025

The Auditor General
Upper Eastern Hub
ISIOLO

RE: SUBMISSION - ANNUAL REPORT AND FINANCIAL STATEMENTS FOR NANYUKI MUNICIPALITY FOR FY 2024/2025.

Pursuant to Public Finance Management Act 2012 section 164 sub section (4) which stipulates that: *within three months after the end of each financial year, the accounting officer for an entity shall submit the entity's financial statement to the Auditor General and deliver a copy of the statements to the relevant County Treasury, the Controller of Budget and the Commission on Revenue Allocation.*

In compliance to the above law the county Government of Laikipia hereby submits the Annual Report and Financial Statements for Nanyuki Municipality for the financial year 2024/2025.

Thanks in advance.


Anthony Rukwaro
Municipal Manager
NANYUKI MUNICIPALITY

CC:
The Controller of Budget
BIMA House ,12th floor
Harambee Avenue
P.O. Box 35616-00100
NAIROBI.

Commission on Revenue Allocation
3rd Ngong Avenue, Prism Tower, 28th Floor
PO Box 1310-00200
NAIROBI.


The County Treasury
County Government of Laikipia
P.O.Box 131 - 20321
RUMURUTI.



COUNTY GOVERNMENT OF LARUDA

REPUBLIC OF KENYA

Office of the Comptroller
P.O. Box 25000 Nairobi



Office of the Comptroller

RECEIVED
PUBLIC RELATIONS
COUNTY GOVERNMENT OF LARUDA
P.O. BOX 25000 NAIROBI

Office of the Comptroller

Office of the Comptroller
P.O. Box 25000 Nairobi

Handwritten note: 20/05/2018

IN CONNECTION WITH THE ACCOUNTS OF THE COUNTY GOVERNMENT OF LARUDA FOR THE YEAR 2017/2018

Reference is made to the accounts of the County Government of Laruda for the year 2017/2018 which were submitted to the Comptroller for audit and certification. The accounts were submitted to the Comptroller on 15/05/2018. The Comptroller has audited the accounts and has certified them as true and correct.

The Comptroller has also issued a report on the accounts and has recommended that the accounts be approved and certified as true and correct.



OFFICE OF THE COMPTROLLER
OF BUDGET
REGISTRY
Nairobi
COPY
TIME: 10:00 AM
P.O. BOX 25000 NAIROBI

Office of the Comptroller
P.O. Box 25000 Nairobi

Office of the Comptroller
P.O. Box 25000 Nairobi

Office of the Comptroller
P.O. Box 25000 Nairobi

Office of the Comptroller
P.O. Box 25000 Nairobi



NANYUKI MUNICIPALITY
County Government of Laikipia

ANNUAL REPORT AND FINANCIAL STATEMENTS
FOR THE FINANCIAL YEAR ENDED
30TH JUNE 2025



Prepared in accordance with the Accrual Basis of Accounting Method under the International
Public Sector Accounting Standards (IPSAS)



County Government of Laikipia
Nanyuki Municipality
Annual Report and Financial Statements for the year ended June 30, 2025

1.	Acronyms and Definition of Key Terms.....	ii
2.	Key Entity Information and Management.....	iii
3.	Municipality Board	vii
4.	Key Management Team	xi
5.	Municipality Board Chairperson’s Report	xiv
6.	Report Of the Municipality Manager	xvi
7.	Statement of Performance Against Predetermined Objectives for the FY.....	xix
8.	Corporate Governance Statement	xxii
9.	Management Discussion and Analysis.....	xxv
10.	Environmental And Sustainability Reporting	xxviii
11.	Report of the Municipality Board Members	xxxii
12.	Statement of Management’s Responsibilities	xxxii
13.	Report of the Independent Auditor	xxxiv
14.	Statement of Financial Performance for The Year Ended 30 June 2025.....	1
15.	Statement of Financial Position As At 30 June 2025	2
16.	Statement of Changes In Net Assets For the Year Ended 30 June 2025	3
17.	Statement Of Cash Flows for The Year Ended 30 June 2025	4
18.	Statement of Comparison of Budget & Actual Amounts for the Year ended 30 June 2025. 5	
19.	Notes to the Financial Statements.....	6
20.	Appendices	31

1. ACRONYMS AND DEFINITION OF KEY TERMS

A. Acronyms

PSASB	Public Sector Accounting Standards Board
FY	Financial Year
OSHA	Occupational Safety & Health Act
CPA	Certified Public Accountant
ACCA	Association of Chartered Certified Accountants
MKIP	Member of the Kenya Institute of Planners
IEK	Institution Engineers of Kenya
IHRM	Institute of Human Resource Management
KISM	Kenya Institute of Supply Management
CEO	Chief Executive Officer
IDeP	Integrated Development Plan
CIDP	County Integrated Development Plan
KPIs	Key Performance Indicators
SDGs	Social Development Goals
PWDs	Person with Disabilities
EMCA	Environmental Management and Coordination
EIA	Environmental Impact Assessment
KUSP	Kenya Urban Support Program
GRM	Grievance Redress Mechanism

B. Definition of Key Terms

Fiduciary Management - Members of Management directly entrusted with the entity's financial resources.

Comparative Year- Means the prior period.

2. KEY ENTITY INFORMATION AND MANAGEMENT

a) Background information

Nanyuki Municipality is established by and derives its authority and accountability from Urban Areas and Cities Act No. 13 of 2011(amended 2019) and Cities and Municipal Charter on 22nd March 2023. Nanyuki Municipality is under the County Government of Laikipia and is domiciled in Kenya.

b) Principal Activities

Our vision

To be a model municipality in Kenya, celebrated for its seamless blend of natural beauty, cultural diversity, modern infrastructure, and an environmental conscious community.

Our mission

To enhance the quality of life for our residents and visitors by fostering sustainable development, preserving our rich cultural heritage and providing efficient services that promote a harmonious and thriving community.

The principal activities of Nanyuki municipality are;

- i)** Provide for efficient and accountable management of the affairs of the Municipality.
 - a. Provide for a governance mechanism that will enable the inhabitants of the Municipality to;
 - b. Participate in determining the social services and regulatory framework which will best satisfy their needs and expectations.
 - c. Verify whether public resources and authority are utilized or exercised, as the case may be, to their satisfaction.
 - d. Enjoy efficiency in service delivery.
- ii)** Vigorously pursue the developmental opportunities which are available in the Municipality and to institute such measures as are necessary for achieving public order and the provisions of civic amenities, so as to enhance the quality of life of the inhabitants of the Municipality.
- iii)** Provide a high standard of social services in a cost-effective manner to the inhabitants of the Municipality.
- iv)** Promote social cohesiveness and a sense of civic duty and responsibility among the inhabitants and stakeholders in the Municipality in order to facilitate collective action and commitment towards achieving the goal of a harmonious and stable community.
- v)** Providing for services and other matters for Municipality's benefit.
- vi)** Fostering the economic, social and environmental well-being of its community.

c) Key Management

Nanyuki Municipality's management is under the following key organs:

- County Department of Lands, Physical Planning, Housing and Urban Development in charge of Municipality Board of management;

No.	Position	Name
1.	County Executive Committee Member- Infrastructure, Lands, Public Works and Urban Development	Hon. Martin Ekwam
2.	Chairperson of the Board	Mr. Abdi Sora
3.	Vice-Chairperson of the Board	Ms. Cecilia Muthoni Gichohi
4.	Board Member	Ms. Lucy Muthoni Bolton
5.	Board Member	Ms. Linnet Wairimu Ndung'u
6.	Board Member	Mr. Peter Wahome Gathigia
7.	Board Member	Mr. David Macharia Kanyoi
8.	Board Member	Mr. Michael Muriithi King'uku
9.	Chief Officer- Infrastructure, Lands, Public Works and Urban Development	Mr. John Mwangi Gichuki
10.	Secretary to the Board	Mr. Anthony Rukwaro

- The Accounting Officer of the Municipality is The Municipal Manager/secretary of the Municipal Board;

No.	Position	Name
1.	The Accounting Officer/Municipal Manager	Mr. Anthony Rukwaro

- Management is by the following team;

S/No	Name	Position
1.	Mr. Anthony Rukwaro	Municipal Manager
2.	Plan. Micheal Mudeny	Physical Planner
3.	Eng. Zipporah Muriithi	Municipal Engineer
4.	Mr. Derrick Dennis Kimotho	Social Development Officer
5.	CPA Alice W. Wangari	Accountant In-charge
6.	Ms. Charity Wangui Kamengere	Supply Chain Management Officer
7.	Ms. Margaret Muthoni Nderitu	Human Resource Management Officer
8.	Mrs Sally Naisula Lenaimalda	Municipal Environment Officer

d) Fiduciary Management

The key management personnel who held office during the financial period ended 30th June 2025 and who had direct fiduciary responsibility were:

S/No.	Position	Name
1.	Municipal Manager	Mr. Anthony Rukwaro
2.	Municipal Physical Planner	Plan. Micheal Mudenyo
3.	Municipal Engineer	Eng. Zipporah Muriithi
4.	Social Development Officer	Mr. Derrick Dennis Kimotho
5.	Accountant In-charge	CPA Alice W. Wangari
6.	Supply Chain Management Officer	Ms. Charity Wangui Kamengere
7.	Human Resource Management Officer	Ms. Margaret Muthoni Nderitu
8.	Municipal Environment Officer	Mrs. Sally Naisula Lenaimalda

e) Fiduciary Oversight Arrangements

- i) County Treasury
- ii) Audit and Risk Management Committee
- iii) County Assembly committees
- iv) Committees of the Senate

f) Registered Offices

P.O. Box 4 -10400
County Government Offices
Nanyuki-Nyeri Highway
Nanyuki, Kenya.

g) Contacts

Telephone: (+254)722 263 840
E-mail: info@nanyukimunicipality.go.ke
Website: www.nanyukimunicipality.go.ke

h) Bankers

Central Bank of Kenya
Haile Selassie Avenue
P.O. Box 60000 - 00200
Nairobi, Kenya

Equity Bank Ltd
P.O. Box 1482- 10400
Nanyuki, Kenya


i) Independent Auditor

Auditor General
Office of The Auditor General
Anniversary Towers, University Way
P.O. Box 30084
GPO 00100
Nairobi, Kenya




j) Principal Legal Adviser



The Attorney General
State Law Office
Harambee Avenue
P.O. Box 40112
City Square 00200
Nairobi, Kenya

3. MUNICIPALITY BOARD



No.	Name	Details of qualifications and experience
1.		<p>Name: Hon. Martin Ekwam Nabos</p> <p>Academic Qualification: Masters in Strategic management, Bachelor of Arts</p> <p>Work Experience: Quality Service Manager with Keny Commercial Bank (KCB), Chief Officer (CO) in the Department of Trade, Tourism and Cooperative and Agriculture, CO Finance Laikipia County and Agriculture CO Finance Laikipia County and Agriculture CO Finance Laikipia County</p> <p>Worked at County Service Board of County Assembly Laikipia as a member, at Ministry of Devolution as Deputy Director in charge of Capacity Building and Technical Assistance</p> <p>Status: CECM (Infrastructure, Lands, Public works and Urban Development)</p>
2.		<p>Name: Mr. Abdi Sora</p> <p>Date Of Birth: 12th Dec 1974</p> <p>Academic Qualifications: B. Com (Accounting), Accounting and Human Resource Management</p> <p>Work Experience: General Manager, Borana Conservancy, CEO Loldaiga Conservancy</p> <p>Status: Independent Director</p> <p>Representation: Board Chairman</p>




3.		<p>Name: Ms. Cecilia Muthoni Gichohi Date Of Birth: 1991 Academic Qualification: Bachelor Of Law, Pgd Ksl (Kenya School of Law) Experience: Partner Muthoni And Muthoni Advocates Status: Independent Director Representation: Board Vice Chairperson</p>
4.		<p>Name: Ms. Lucy Muthoni Bolton Date Of Birth: 15th April 1980 Academic Qualifications: Diploma In Hotel Management/Degree in Wildlife Management Work Experience: Hospitality/Manager, Status: Independent Director Committee Chaired: Audit And Compliances Committee</p>
5.		<p>Name: Ms. Linnet Wairimu Ndung'u Date Of Birth: 1st Jan 1991 Academic Qualifications: Ba. Psychology (Counselling) Work Experience: CEO Nimmo Homestays Status: Independent Director Committee Chaired: Gender Mainstreaming Youth Culture, Sports and Social Services</p>




6.		<p>Name: Mr. Peter Wahome Gathigia Date Of Birth: 31st Jan 1962 Academic Qualifications: Higher Urban Development Studies, Diploma in Human Resources Work Experience: Works Officer, Laikipia County Status: Independent Director Committee Chaired: Physical Planning and Public Work</p>
7.		<p>Name: Mr. David Macharia Kanyoi Date Of Birth: 13th Mar 1978 Academic Qualification: B.A Theology and Divine Studies Work Experience: Director, Damaka Motor Care Garage Status: Independent Director Committee Chaired: Finance, Environment and General Purposes</p>
8.		<p>Name: Mr. Michael Muriithi King'uku Date Of Birth: 1971 Academic Qualification: Diploma In Hotel Management Work Experience: Hospitality Management Status: Independent Director Committee Chaired: Human Resource, Ict and Administration</p>

9.		<p>Name: Mr. John Mwangi Gichuki</p> <p>Date Of Birth: 26th December 1972</p> <p>Academic Qualification: Master of Education and Bachelor of Education (Arts)</p> <p>Work Experience: Accomplished education leader, served with the Teachers Service Commission (TSC) in various senior management roles, where he gained extensive experience in educational policy, curriculum implementation, institutional leadership, and stakeholder engagement.</p> <p>Status: Chief Officer (Infrastructure, Lands, Public works and Urban Development)</p>
10.		<p>Name: Mr. Anthony Rukwaro</p> <p>Date Of Birth: 17th April 1975</p> <p>Academic Qualification: Master of Arts in Project Planning and Management, Bachelor of Project Planning and Management and Diploma in Project Management.</p> <p>Work Experience: Project Management</p> <p>Status: Secretary to the Board/ Municipal Manager</p>

4. KEY MANAGEMENT TEAM

No.	Name	Details of qualifications and experience
1.	 <p>Mr. Anthony Rukwaro</p>	<p>Municipal Manager</p> <ul style="list-style-type: none"> Mr. Anthony holds an impressive array of academic qualifications in the field of project management. He has earned a Master of Arts in Project Planning and Management, a Bachelor's Degree in Project Planning and Management, as well as a Diploma in Project Management, showcasing his dedication to academic excellence and his deep understanding of the discipline. His expertise spans strategic planning, resource allocation and stakeholder engagement, making him an invaluable contributor to any project team.
2.	 <p>Plan. Micheal Mudenyio (MKIP)</p>	<p>Chief Physical Planner/ Municipal Planner</p> <ul style="list-style-type: none"> Plan. Michael Mudenyio is a Registered Physical planner with the Physical Planners Registration Board (PPRB) and Corporate Member of the Kenya Institute of Planners (KIP) He has vast experience on Physical and Land use planning having undertaken planning projects across the County including Preparation of the Laikipia County Spatial Plan (2023-2033) and the Local Physical and Land Use Development Plan for Rumuruti Municipality (2021-2031) He holds Bachelors Degree in Urban and Regional Planning from the University of Nairobi, Certificate in Advanced GIS and is currently undertaking Masters in Sustainable Urban Development (JKUAT)

<p>3.</p>	 <p>Eng. Zipporah Muriithi</p>	<p>Chief structural/superintending Engineer (Municipal Engineer)</p> <ul style="list-style-type: none"> • Eng. Zipporah Wangui Muriithi is a professional Civil Engineer with extensive experience in engineering design, project management, and quality control of infrastructure projects. She holds a Masters in Business Administration (Strategic Management), a Bachelor of Science in Civil Engineering and a CPA VI. • She is also the second Vice president in the Institution of Engineers of Kenya (IEK)South Rift branch
<p>4.</p>	 <p>Mr. Dennis Derrick Kimotho</p>	<p>Social Development Officer</p> <ul style="list-style-type: none"> • Mr. Kimotho is a registered psychologist with a valid practice license from the Counsellors and Psychologists Board under the Ministry of Health. • He holds a Bachelor Degree in psychology from Kenyatta University and has extensive experience in public service having worked across various departments within the County Government of Laikipia.
<p>5.</p>	 <p>Ms. Alice W. Wangari</p>	<p>Head of Finance/Accountant In-Charge</p> <ul style="list-style-type: none"> • Ms. Alice Wangari is a senior accountant with over 15 years of experience in the public sector. • Alice is a Certified Public Accountant (CPA-K) and holds a Bachelor Degree of Commerce (Finance Option) from Kenyatta University. She also holds a certificate in Senior Management Course from Kenya School of Government.

<p>6.</p>	 <p>Ms. Charity Wangui Kamengere</p>	<p>Head Of Supply Chain Management</p> <ul style="list-style-type: none"> • Ms. Charity Wangui is a procurement officer by profession with a solid academic background and professional affiliations in the field of supply chain management. She holds a Bachelor Degree in Business Management (Procurement and Supply Chain option) from Mount Kenya University, and a Diploma in Business Administration. • She is a registered member of the Kenya Institute of Supply and Management (KISM), affirming her commitment to professional standards and ethical practice in procurement.
<p>7.</p>	 <p>Ms. Margaret Muthoni Nderitu</p>	<p>Human Resource Management Officer</p> <ul style="list-style-type: none"> • Ms. Margaret Muthoni Nderitu is Principal Human Resource Management Officer in the County Government of Laikipia. Currently serving as a shared HR in Nanyuki, Nyahururu and Rumuruti Municipalities. • She holds Bachelor Degree in Business Administration (HR option) from Kenya Methodist University and Senior Management Course from Kenya school of Government.
<p>8.</p>	 <p>Mrs. Sally Naisula Lenaimalda</p>	<p>Municipal Environment Officer</p> <ul style="list-style-type: none"> • Mrs. Sally Naisula is an experienced environment officer with vast knowledge on environmental management. Specific areas of profession are environmental conservation, climate change, sustainable waste management practices and generally environmental sustainability. • She holds a Bachelor Degree in Environmental Science from Egerton University (second class upper) and a certificate in environmental impact assessment with certification from National Environmental Management Authority (NEMA).

5. MUNICIPALITY BOARD CHAIRPERSON'S REPORT

On behalf of the Nanyuki Municipality Board, I am honoured to present this report, which outlines the performance, challenges, and overall outlook of Nanyuki Municipality during the reporting period.

The year was characterized by financial constraints, as Kenya Urban Support Program Phase II (KUSP 2) grant was not received during the year as expected. This significantly limited our capacity to implement the planned physical and infrastructural projects at the desired scale. Despite this, the Board remained steadfast in fulfilling its governance responsibilities and ensuring that service delivery to our citizens was not interrupted.

One of the key successes realized was in citizen engagement. The Municipality successfully held four citizen fora as well as consultative meetings with private sector and social facility stakeholders. These engagements reaffirmed our commitment to an inclusive municipality where public participation shapes our development agenda. Importantly, the Grievance Redress Mechanism (GRM) is fully in place and operational, providing a transparent and reliable platform through which citizens can raise concerns and see them addressed promptly. This has strengthened accountability and deepened trust between the Municipality and its residents.

In terms of service delivery, the Municipality ensured continuity in solid waste management, with scheduled refuse collection services being maintained across the town. This effort has contributed to a cleaner and healthier environment for residents and businesses, even as we await further investments to expand and modernize our waste management systems.

The Board also oversaw progress in the preparatory works for the facelift of the Municipal Stadium and the Social Hall. These facilities are central to our social and sporting life, and while full renovations are dependent on incoming resources, initial steps — including planning, stakeholder consultations, and some maintenance works — were undertaken. These developments are laying the groundwork for their eventual transformation into modern, inclusive, and multi-purpose facilities capable of hosting both local and national events.

Institutionally, the Municipality continued to align its operations with the Urban Areas and Cities Act (UACA), ensuring that our governance structures remained functional and legally compliant. Work also progressed in refining the Integrated Development Plan (IDeP) 2023-2027 to ensure that the priorities of our citizens are well articulated and aligned with county and national development goals. Furthermore, the Board maintained focus on fulfilling the KUSP 2 institutional requirements, particularly ensuring that the municipal personnel structure includes the prescribed core staff positions. These steps are critical to positioning the Municipality to fully benefit from programmatic support once funds are made available.

While the challenges of limited resources and rapid urbanization slowed physical development, the year was not without important progress. The Municipality demonstrated that even in the absence of substantial financial inflows, good governance, systems strengthening, citizen participation, and service continuity are achievable and necessary foundations for future growth.

County Government of Laikipia
Nanyuki Municipality
Annual Report and Financial Statements for the year ended June 30, 2025

Looking ahead, the outlook remains positive. With the anticipated disbursement of KUSP 2 funds, the Board is confident that the Municipality will scale up infrastructural upgrades, accelerate the modernization of the Stadium and Social Hall, expand service delivery in waste management and sanitation, and continue to foster inclusivity in urban planning. Our commitment is to build a sustainable, modern, and people-centered municipality that reflects the aspirations of its residents.

I take this opportunity to express my sincere gratitude to the County Government of Laikipia, Board Members, municipal staff, development partners, and most importantly, the residents of Nanyuki Municipality and Laikipia at large. Your patience, collaboration, and trust are the pillars that keep this Municipality moving forward. Together, we are laying the foundation for a future that is inclusive, accountable and sustainable.



.....
Name: Abdi Sora

Chairperson of the Board

6. REPORT OF THE MUNICIPALITY MANAGER

It is my privilege to present the Municipal Manager's Report for Nanyuki Municipality. This report provides a detailed account of the performance of the Municipality during the year under review, highlighting our achievements, challenges, stakeholder engagements, and the future outlook in line with the Urban Areas and Cities Act, 2011 (UACA), Integrated Development Plan (IDeP), and the Kenya Urban Support Program II (KUSP II).

Financial Performance

The financial year under review was characterized by notable fiscal constraints. Nanyuki Municipality had an approved budget allocation of **Ksh. 112,214,878** under the Kenya Urban Support Programme Phase II (KUSP II), alongside a supplementary provision of **Ksh. 7,000,000** from the County Government. However, as at 30th June 2025, only **Ksh. 4,650,000** had been disbursed by the County Government, significantly limiting the scope and implementation of planned projects. This funding shortfall contributed to a lower absorption rate relative to initial projections. Nevertheless, the Municipality continued to prioritize essential services such as solid waste management, refuse collection, and the maintenance of public spaces. Internally generated revenue from local fees and charges also contributed to sustaining basic operations, though below anticipated levels. Our cumulative budget performance reflects resilience despite fiscal challenges, with ongoing efforts to strengthen revenue mobilization and accountability mechanisms.

Program Implementation and Performance

Nanyuki Municipality has continued to implement programs aligned with its strategic objectives, even under constrained fiscal conditions. Key highlights include:

1. Solid Waste Management: Refuse collection has remained scheduled and reliable across most areas of the Municipality. Through a structured timetable, waste is collected, transported, and disposed of efficiently, ensuring cleaner and safer neighborhoods. The adoption of a grievance redress mechanism (GRM) has allowed residents to report gaps in service delivery, and the Municipality has responded effectively, enhancing accountability.

2. Citizen Engagement: Four citizen fora were successfully conducted during the year. These engagements allowed the public to participate actively in decision-making processes, demonstrating inclusivity and responsiveness. The fora also served as a platform for feedback on ongoing and planned projects, cementing the Municipality's commitment to participatory governance.

3. Facility Development: Preparations for the facelift of the Nanyuki Stadium and renovations at the Social Hall advanced significantly. Stakeholders, including sports associations, persons with disabilities, and community representatives, were consulted on the designs and proposed usage frameworks. The Municipality ensured inclusivity by accommodating proposals for accessibility improvements and provisions for indoor games.

4. Transport Infrastructure: Engagements with the private sector, particularly matatu sacco and operators at the Nanyuki Main Stage, influenced the design and reconstruction plan of the stage. This participatory approach has created a sense of ownership and ensured the new infrastructure will meet the needs of both operators and commuters.

5. Urban Safety through Street Lighting: Expansion of street lighting projects has contributed to improved safety, extended business hours, and reduced insecurity in key trading centers.

Value-for-Money Achievements

Despite financial challenges, the Municipality emphasized cost efficiency and value for money in all projects. Consultations with stakeholders minimized project redesign costs, while community participation reduced implementation risks. Solid waste management services, for instance, have continued uninterrupted, reflecting efficiency and proper use of limited resources. The participatory planning processes for the Stadium, Social Hall, and Main Stage reconstruction represent long-term value for money, ensuring that final outputs will directly address public needs.

Challenges Faced

The Municipality faced several constraints during the year, including:

1. Delayed disbursement of KUSP II funds, which limited progress on planned capital projects.
2. Insufficient internally generated revenue to adequately supplement external funding.
3. Rapid urbanization leading to increased demand for services beyond available capacity.
4. Rising costs of construction materials and inflationary pressures impacting project implementation.
5. Staffing limitations, as the Municipality is still working towards achieving the full personnel structure required.

Risk Management Strategies

To address these challenges, the Municipality has adopted several risk management strategies, including:

- Strengthening local revenue collection through improved systems and compliance monitoring.
- Establishing partnerships with private sector actors to co-finance and support priority projects.
- Phased implementation of major capital projects to align with available resources.
- Continuous stakeholder consultations to ensure projects remain relevant and sustainable.
- Developing human resource capacity to meet the personnel requirements.


*County Government of Laikipia
Nanyuki Municipality
Annual Report and Financial Statements for the year ended June 30, 2025*

Looking ahead, Nanyuki Municipality aims to scale up its development agenda in line with the Integrated Development Plan (IDeP), the County Integrated Development Plan (CIDP), and the requirements of KUSP II. Key priorities include:

1. Completion of the facelift of Nanyuki Stadium into a modern facility with provisions for inclusive and accessible indoor and outdoor games.
2. Upgrading of the Social Hall to enhance its utility for community events and conferences.
3. Full implementation of the reconstruction of the Nanyuki Main Stage in consultation with transport stakeholders.
4. Expansion of street lighting to underserved areas to improve safety and economic activity.
5. Implementation of sustainable solid waste management practices, including exploring recycling and private sector participation.
6. Strengthening governance and compliance with the Urban Areas and Cities Act to ensure proper structures and processes are in place.

We are optimistic that with timely disbursement of funds in the coming financial year, coupled with stronger partnerships and community participation, the Municipality will achieve its strategic objectives and enhance the quality of life for its residents.

In conclusion, while the year under review presented numerous challenges, it also demonstrated the resilience, inclusivity, and commitment of Nanyuki Municipality to serving its people. With continued support from the County Government, private sector, stakeholders, and the citizens, we remain confident in our ability to transform Nanyuki into a modern, sustainable, and inclusive municipality.



.....
Name: Mr. Anthony Rukwaro
Municipality Manager

7. STATEMENT OF PERFORMANCE AGAINST PREDETERMINED OBJECTIVES FOR THE FY 2024/2025

The key development objectives of the Nanyuki Municipality Integrated Development Plan (IDeP 2023-2027) and Investment Plan 2024/2025 are to:

- a) Urban planning
- b) Urban governance and administration
- c) Environment sustainability
- d) Urban development and physical infrastructure
- e) Social development

County Government of Laikipia
 Nanyuki Municipality
 Annual Report and Financial Statements for the year ended June 30, 2025

Program	Objective	Outcome	Indicator	Performance	Status
Urban planning	To control urban development	To create orderly development in urban areas	Number of developments conforming with rules and regulations governing urban development	<ul style="list-style-type: none"> In the FY 2024-2025 we initiated the review of the physical and land use plan for Nanyuki municipality 	Ongoing
Urban governance and administration	Provide structured, accountable, and inclusive management of the Municipality.	Enhanced firefighting efficiency and response	Purchase of a modern fire engine. Capacity building of fire fighters.	<ul style="list-style-type: none"> Reduction in property damage. Better protective gear, monitoring systems, and safer operating environments for firefighters. 	Awaiting funds
Environment Sustainability	To collect and compact the damsite land, segregate solid waste and convert the waste into a resource	Appropriate solid waste management.	Waste Collection Coverage – Percentage of households or businesses with access to regular waste collection services.	<ul style="list-style-type: none"> Reduced pollution. Improved sanitation. Reduction of landfill use. Job creation for the youth. 	Ongoing
Urban development	Installation of streetlights. Repair and regular maintenance of	Adequate lighting in the streets of Nanyuki Municipality.	Urban infrastructure coverage	<ul style="list-style-type: none"> Reducing crime and vandalism Improves road safety by reducing accidents. Extended Economic Activity 	Awaiting funds

County Government of Laikipia

Nanyuki Municipality

Annual Report and Financial Statements for the year ended June 30, 2025

Program	Objective	Outcome	Indicator	Performance	Status
	existing streetlights.				
Social Development	Stadium face-lift into a modern facility. Development of indoor games at the social hall.	Improved sporting facilities	Improved physical health. Job creation on poverty alleviation. Fostering a sense of community and belonging among youths. Cognitive development from playing indoor games. Reduced crime rates by engaging youths in constructive activities.	<ul style="list-style-type: none"> • Improved sports standards • Increase in revenue • Talent development • Job creation • Multi-purpose Use • Tourism & Investment Attraction 	Awaiting funds

8. CORPORATE GOVERNANCE STATEMENT

The Municipality of Nanyuki is committed to upholding the highest standards of corporate governance in line with the Urban Areas and Cities Act, 2011, and other relevant national and county legislation. This statement outlines the governance framework, practices, and principles that guide the operations of the Municipality Board, ensuring transparency, accountability, and effective service delivery.

Board members are appointed through a transparent, merit-based process involving public advertisement, vetting, County Assembly approval, and gubernatorial appointment. Considerations are put in place to ensure gender equality, representation of persons living with disability, youth and marginalized groups. The term of the board of the municipality shall be five (5) years on a part time basis. Removal is based on misconduct, incapacity, or non-performance, following due process as specified in Nanyuki Municipality charter.

New members undergo structured induction programs and continuous training is provided to enhance governance capacity.

Nanyuki board members are responsible for:

1. Policy formulation and strategic planning.
2. Oversight of municipal service delivery.
3. Advising on urban development and infrastructure.
4. Ensuring legal and regulatory compliance.

The Board of the Municipality shall hold its sittings to transact the business of the Board once every three months Notwithstanding Article the Chairperson of the Board of the Municipality may, and upon request in writing by at least one-third of the members of the Board of the Municipality shall, convene a special meeting to transaction any urgent business of the Board of the municipality. All regular meetings of the Board of the Municipality called for the purpose of transacting public business, where a majority of the members elected are present, shall be open to the public. The excluded, however, no by-laws, resolution, rule or regulation shall be finally adopted at such an executive session. A majority of the members of the Board of the Municipality is a quorum to conduct business, but a smaller number may meet and compel attendance of absent members as prescribed by Board of the Municipality Rules.

*County Government of Laikipia
Nanyuki Municipality
Annual Report and Financial Statements for the year ended June 30, 2025*

During 2024/2025 financial year, the Board held 4 (Four) full board and various Committee meetings. Attendance rates were high, with most members participating actively.

No.	Name	Position	No. of Meetings Attended	Attendance Rate
1.	Mr. Abdi Sora	Chairperson	3	6%
2.	Ms. Cecilia Muthoni Gichohi	Vice-chair	4	8%
3.	Ms. Lucy Muthoni Bolton	Member	11	23%
4.	Ms. Linnet Wairimu Ndung'u	Member	7	15%
5.	Mr. Peter Wahome Gathigia	Member	9	19%
6.	Mr. David Macharia Kanyoi	Member	7	15%
7.	Mr. Michael Muriithi King'uku	Member	7	15%

The Board of the Municipality shall be a corporate body with perpetual succession and a common seal and shall in its own corporate name, be capable of:

- (a) Suing and being sued;
- (b) Taking, purchasing or otherwise acquiring, holding, charging or disposing of movable and immovable property;
- (c) Borrowing money or making investments within the limits imposed by law;
- (d) Entering into contracts; and
- (e) Doing or performing all other act or things for the proper performance of its.

The municipality function in accordance with the Urban Areas and Cities Act or any other written law which may lawfully be done or performed by a body corporate. There shall be a principal and agency relationship between the Board of the Municipality and the County Government of Laikipia.

Municipal Charter for Nanyuki Municipality under Section 9 of the Urban Areas and Cities Act empowers the County Governor, on the resolution of the County Assembly, to confer on a qualifying town, the status of a Municipality by grant of charter in the prescribed form. WHEREAS;

The Urban Areas and Cities Act does not have the prescribed form of a Municipal Charter IN EXERCISE of The Powers Conferred By Section 9 Of The Urban Areas & Cities Act (No. 13 Of 2011), I HIS EXCELLENCY, EGH, JOSHUA IRUNGU, the Governor of Laikipia County certifies that this Charter set out in the Schedule hereto has been granted to Nanyuki Municipality of in accordance with the provisions of the Act.

The Municipality board members or staff will not at one time be involved in conflict of interest. The Act defines situations when an individual board member's personal interest or the interest of their immediate family (spouse or dependent child) conflict with the broader municipality interest. It also imposes consequences on board members when they put their personal interests first. A member of the Board of the Municipality shall cease to hold office if

the member fails to declare his or her interest in any matter being considered or to be considered by the Board or Board Committee and as deduced under the Urban Areas and Cities act no 13 of 2011 article 16.

A member of a board shall cease to hold office if the member;

- (a) Is unable to perform the functions of the office by reason of mental or physical infirmity.
- (b) Is declared or becomes bankrupt or insolvent.
- (c) Is convicted of a criminal offence and sentenced to a term of imprisonment of six months or more.
- (d) Resigns in writing to the county governor.
- (e) Without reasonable cause, the member is absent from three consecutive meetings of the board or committee within one financial year.
- (f) Is found guilty of professional misconduct by the relevant professional body.
- (g) Is disqualified from holding a public office under the Constitution.
- (h) Is convicted of an offence and is sentenced to imprisonment for a term of six months or more.
- (i) In any particular case, the member fails to declare his or her interest in any matter being considered or to be considered by the board or committee.
- (j) Engages in any gross misconduct.
- (k) Death

Nanyuki Municipality Board members adhere to a Code of Conduct that emphasizes:

- Integrity and professionalism.
- Respect for the rule of law.
- Commitment to public service.

The Municipality of Nanyuki remains committed to fostering a culture of good governance, ethical leadership, and responsive service delivery. Through continuous improvement and stakeholder collaboration, the Board aims to enhance the quality of life for all residents of Laikipia County.

9. MANAGEMENT DISCUSSION AND ANALYSIS

SECTION A

Nanyuki Municipality operational and financial performance

The operational and finance performance of Nanyuki Municipality align with the County Government of Laikipia's strategic objectives and policies as outlined in the Integrated Development Plan (IDeP) 2023-2027. The plan emphasizes on socio-economic development, infrastructure development and sustainable urban management.

Key Performance Indicators (KPIs) include;

- ✓ Infrastructure Development- Focusing on Expansion or road networks, information communication and networks, energy access and housing.
- ✓ Economic Growth- Promotion of trade and Industry, Tourism and wildlife and value addition in agriculture through irrigation infrastructure and schemes.
- ✓ Environmental Management- Ensure access to adequate clean water, implementation of solid waste and disaster management plans and strategies.

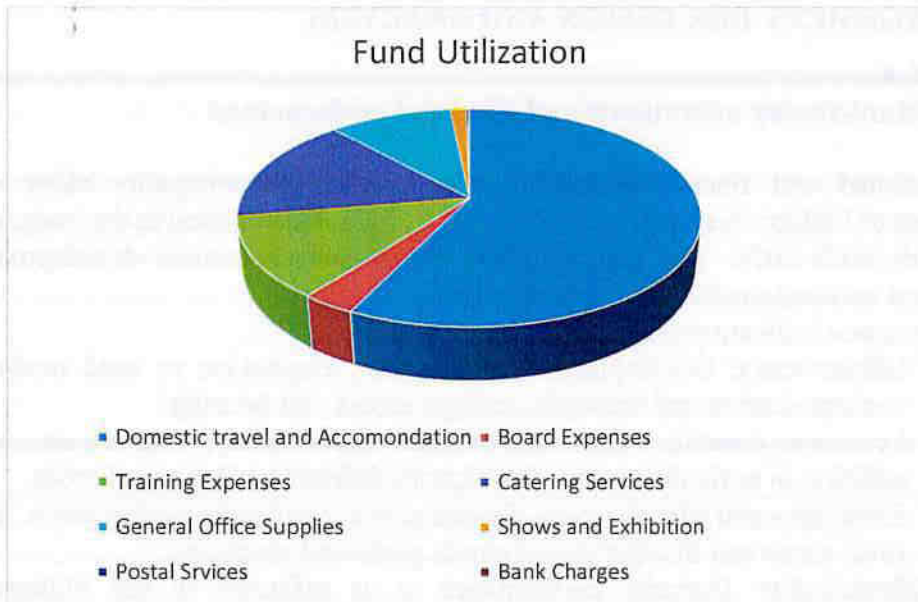
Nanyuki Municipality financial performance is as reflected in the Statement of Financial Performance (Page 1), Statement of Financial Position (Page 2) and Statement of Cashflow (page 4) of this financial statement.

The table below provides an analysis of the financial performance for the period, highlighting total receipts, expenditures, and the resulting surplus as at 30th June 2025.

Financial Performance Analysis	
Receipts	Amt (Kshs.)
Revenue Received	4,650,000
Receivable from County Government	2,500,000
Expenditure	(5,811,256)
Suplus for the period	1,338,744

The utilisation of the funds received is as summarised below:

Funds Utilization		
Item Description	Amt (Kshs.)	Utilization %
Domestic travel and Accommodation	2,923,130	57%
Board Expenses	162,000	3%
Training Expenses	611,800	12%
Catering Services	814,400	16%
General Office Supplies	520,250	10%
Shows and Exhibition	70,500	1%
Postal Services	9,450	0%
Bank Charges	2,473	0%
Total	5,114,003	100%



SECTION B

Nanyuki Municipality compliance with statutory requirements

Nanyuki Municipality has demonstrated compliance with the statutory requirements since its inception through adherence to key legislative frameworks that guides its operations. These laws include;

1. Constitution of Kenya, 2010
2. Urban Areas and Cities Act, 2011
3. Public Finance Management Act, 2012
4. Municipal Charter

SECTION C

Key projects and investment decisions the entity is planning/implementing.

During the 2024/2025 financial year, the Nanyuki Municipality had proposed to undertake a series of development and improvement projects aimed at enhancing infrastructure, service delivery, and the overall well-being of residents. However, the projects are currently undergoing stakeholders' consultation for design processes and funding. The key projects identified include:

- **Construction of Nanyuki Main Bus Park and Marking of Matanya Bus Stage**
 This project seeks to provide an organized and efficient public transport hub by constructing a modern bus park in Nanyuki town and marking the Matanya bus stage. The initiative aims to improve passenger safety, enhance traffic flow, and support the growth of public transport services.

- **Installation of Street Lighting within Nanyuki Municipality**
The project focuses on improving security and promoting a vibrant night economy through the installation of energy-efficient street lighting across key roads, streets, and public spaces within the Municipality.
- **Rehabilitation of Nanyuki Stadium and Nanyuki Social Hall**
The rehabilitation works are intended to upgrade sporting and recreational facilities to better serve the community. This includes repairs, structural improvements, and modernization of amenities to support sporting events, social gatherings, and cultural activities.
- **Rehabilitation of Nanyuki Slaughterhouse**
This project aims to improve hygiene, efficiency, and compliance with public health standards at the slaughterhouse, thereby ensuring safe and quality meat processing for public consumption.
- **Rehabilitation and Upgrading of Nanyuki Grogon Road and Service Lanes**
The project involves resurfacing, drainage improvements, and upgrading of Nanyuki Grogon Road and its service lanes to enhance accessibility, reduce congestion, and improve the urban road network.
- **Rehabilitation and Repair of Drains within the Municipality**
To address flooding and improve stormwater management, this project entails clearing, repairing, and upgrading drainage systems across various sections of the Municipality.

SECTION D

Major risks facing the entity.

The Nanyuki Municipality like any other public entity faces a variety of risks that hinders its operational and financial activities. These includes;

- Inadequate of funds leading to financial constraints, projects execution and service delivery.
- Lack of fully equipped offices that can impact service delivery.
- Insufficient cash flow for daily operations due to delayed exchequer releases.

SECTION E

Material arrears in statutory/financial obligations

During the reporting period, the Nanyuki Municipality did not have any significant arrears in statutory or financial obligation.

SECTION F

The entity's financial probity and serious governance issues

The Office of the Auditor General's most recent audited financial statements (2023/24 FY) revealed no significant instances of financial misconduct. The Nanyuki Municipality Board and its management remain committed to upholding a high standard of accountability in the management of public funds.

10. ENVIRONMENTAL AND SUSTAINABILITY REPORTING

1. Sustainability strategy and profile

Nanyuki Municipality exists to transform lives, a purpose that underpins all our strategies and actions. Our approach to sustainability is shaped by both global and local factors, including climate change, rapid urbanization, economic pressures, and evolving social needs. We align our sustainability agenda with international frameworks such as the Sustainable Development Goals (SDGs)—particularly SDG 11 (Sustainable Cities and Communities), SDG 13 (Climate Action), and SDG 6 (Clean Water and Sanitation)—while remaining anchored in the national and county policy framework.

Overview of Achievements

- **Citizen-Centered Governance:** The Municipality organized four citizen engagement fora where residents provided their views and priorities. These engagements allowed the community to influence decision-making and reinforced inclusivity in planning.
- **Stakeholder Engagement:** Beyond citizen fora, we convened meetings with private sector actors and social facilities stakeholders, recognizing their role in co-creating solutions for urban development. These partnerships enhance the Municipality’s responsiveness and resource mobilization.
- **Inclusive Procurement:** A proportion of contracts were allocated to special groups—youth, women, and persons with disabilities (PWDs)—in compliance with national AGPO requirements.
- **Policy Development:** The Nanyuki Municipality Solid Waste Management Policy was completed during the year and now awaits operationalization. This will guide structured, sustainable waste handling.

Challenges and Mitigation

Despite these achievements, most planned projects were either delayed or not completed due to limited financial resources. This constrained infrastructure development, slowed down sustainability initiatives, and limited expansion of public facilities. To mitigate these challenges, the Municipality adopted phased implementation, sought partnerships with development agencies, and prioritized projects based on urgency and community needs.

2. Environmental Performance

Nanyuki Municipality operates under a strong environmental policy framework that draws from:

- **Environment Management and Coordination Act (EMCA, 1999, Amended 2015)** and its regulations (EIA and Audit, Waste, Water Quality, Noise, and Air Quality).
- **National Environment Policy (2012).**
- **County Environment Action Plan (2020–2024).**
- **Laikipia County Climate Change Bill (2021).**

Achievements

- **Solid Waste Management:** Sustainable solid waste collection systems were strengthened, and the Municipality initiated efforts towards segregation at source through provision of bins in public facilities.
- **Biodiversity Efforts:** Tree-planting campaigns and landscaping with drought-tolerant species enhanced greening and conservation.
- **Climate Smart Initiatives:** Plan to Installation of solar-powered floodlights in the stadium and social hall, digitization to promote paperless offices, and adoption of eco-friendly infrastructure solutions such as rainwater harvesting tanks.

Shortcomings

- Decline in natural resources' ability to sustain population growth, resulting from poor land use practices.
- Reduced soil productivity in surrounding areas, linked to unsustainable farming and rapid urban expansion.
- Incomplete operationalization of waste management policy, leaving gaps in recycling and disposal systems.

Mitigation Efforts

- Enforcement of strict laws preventing illegal logging and deforestation.
- Incentives for reforestation and afforestation, encouraging residents to participate in tree planting.
- Partnerships with civil society, private actors, and community organizations to build capacity and enhance conservation initiatives.

3. Employee Welfare

The Municipality recognizes its workforce as the foundation of service delivery and remains committed to ensuring fairness, inclusivity, and safety.

Policies and Inclusivity

- Recruitment is guided by Public Service Commission and Employment Act provisions, emphasizing gender balance, youth inclusion, and representation of PWDs.
- HR policies are periodically reviewed through stakeholder engagement to maintain transparency and inclusivity.

Capacity Building and Career Development

- Staff were supported through training workshops, capacity-building programs, and performance appraisals.

Safety and Compliance

- Full compliance with the Occupational Safety and Health Act (OSHA, 2007), including provision of PPE for field staff, safety awareness campaigns, fire safety equipment, and first aid kits.
- Work-related incidents remained minimal, with prompt corrective action taken when accidents occurred. Preventive measures were also enhanced to maintain a safe working environment.

During the reporting period, Nanyuki Municipality demonstrated progress in citizen participation, stakeholder collaboration, policy development, and environmental management. However, the Municipality's efforts were significantly constrained by financial limitations, leading to delays in implementation of several projects. Despite these challenges, the Municipality continues to build on its strengths—an inclusive planning process, a strong policy framework, and a dedicated workforce—while pursuing innovative partnerships and resource mobilization strategies.

11. REPORT OF THE MUNICIPALITY BOARD MEMBERS

The Board Members submit their report together with the audited financial statements for the year ended June 30, 2025, which show the state of the Municipality affairs.

Principal activities

The principal activities of the City/Municipality are;

- i)** Provide for efficient and accountable management of the affairs of the Municipality.
 - a. Provide for a governance mechanism that will enable the inhabitants of the Municipality to;
 - b. Participate in determining the social services and regulatory framework which will best satisfy their needs and expectations.
 - c. Verify whether public resources and authority are utilized or exercised, as the case may be, to their satisfaction.
 - d. Enjoy efficiency in service delivery
- ii)** Vigorously pursue the developmental opportunities which are available in the Municipality and to institute such measures as are necessary for achieving public order and the provisions of civic amenities, so as to enhance the quality of life of the inhabitants of the Municipality.
- iii)** Provide a high standard of social services in a cost-effective manner to the inhabitants of the Municipality.
- iv)** Promote social cohesiveness and a sense of civic duty and responsibility among the inhabitants and stakeholders in the Municipality in order to facilitate collective action and commitment towards achieving the goal of a harmonious and stable community.
- v)** Providing for services and other matters for Municipality's benefit.
- vi)** Fostering the economic, social and environmental well-being of its community.

Performance

The performance of the Municipality for the year ended June 30, 2025 are set out on page 1.

Board Members

The members of the Board who served during the year are shown on page vii. There have been no changes in the Board during the financial year.

Auditors

The Auditor General is responsible for the statutory audit of the Municipality in accordance with Article 229 of the Constitution of Kenya and the Public Audit Act 2015.

By Order of the Board


.....
Name: Mr. Anthony Rukwaro
Secretary of the Board

12. STATEMENT OF MANAGEMENT'S RESPONSIBILITIES

Section 180 of the Public Finance Management Act, 2012 requires that, at the end of each financial year, the Accounting Officer of the Municipality established by Urban Areas and Cities Act No. 13 of 2011 shall prepare financial statements in accordance with the standards and formats prescribed by the Public Sector Accounting Standards Board.

The Municipality manager is responsible for the preparation and presentation of the Municipality's financial statements, which give a true and fair view of the state of affairs of the Municipality for and as at the end of the financial year ended on June 30, 2025. This responsibility includes: (i) maintaining adequate financial management arrangements and ensuring that these continue to be effective throughout the reporting period, (ii) maintaining proper accounting records, which disclose with reasonable accuracy at any time the financial position of the Municipality, (iii) Designing, implementing and maintaining internal controls relevant to the preparation and fair presentation of the financial statements, and ensuring that they are free from material misstatements, whether due to error or fraud, (iv) Safeguarding the assets of the Municipality, (v) Selecting and applying appropriate accounting policies, and (vi) Making accounting estimates that are reasonable in the circumstances.

The Municipality Manager accepts responsibility for the financial statements, which have been prepared using appropriate accounting policies supported by reasonable and prudent judgments and estimates, in conformity with International Public Sector Accounting Standards (IPSAS), and in the manner required by the PFM Act, 2012 and Urban Areas and Cities Act No. 13 of 2011. The Municipality Manager is of the opinion that the financial statements give a true and fair view of the state of Municipality's transactions during the financial year ended June 30, 2025, and the financial position as at that date.

The Municipality Manager further confirms the completeness of the accounting records which have been relied upon in the preparation of financial statements as well as the adequacy of the systems of internal financial control.

In preparing the financial statements, the Municipality Manager has assessed the Municipality's ability to continue as a going concern and disclosed, as applicable, matters relating to the use of going concern basis of preparation of the financial statements.

Nothing has come to the attention of the Municipality Manager to indicate that the Municipality will not remain a going concern for at least the next twelve months from the date of this statement.

Approval of the financial statements

The Municipal financial statements were approved by the Board on **25th August 2025** and signed on its behalf by:



.....
Name: Mr. Abdi Sora
Chairperson of the Board



.....
Name: Mr. Anthony Rukwaro
Accounting officer of the Board

13. REPORT OF THE INDEPENDENT AUDITOR ON THE ANNUAL FINANCIAL STATEMENTS FOR NANYUKI MUNICIPALITY FOR THE YEAR ENDED 30TH JUNE 2025



Independent Auditor




Municipal Officer


14. STATEMENT OF FINANCIAL PERFORMANCE FOR THE YEAR ENDED 30TH
 JUNE 2025.

Description	Note	2024/2025 FY	2023/2024 FY
		Kshs.	Kshs.
Revenue from non-exchange transactions			
Transfers from the County Government	6	4,600,000	7,000,000
Transfers from County Government entities	6(a)	50,000	-
Other revenues - Receivable from County Government	12	2,500,000	-
		7,150,000	7,000,000
Revenue from exchange transactions			
Miscellaneous Income		-	-
Total revenue		7,150,000	7,000,000
Expenditure			
Use of goods and services	7	4,952,003	4,564,844
Board expenses	8	162,000	1,283,100
Depreciation and amortization	9	697,253	73,363
Repairs and maintenance	10	-	48,548
Total expenses		5,811,256	5,969,855
Surplus for the period ended 30th June 2025		1,338,744	1,030,145

The notes set out on pages 6 to 30 form an integral part of these Financial Statements. The entity financial statements were approved on 25th August 2025 and signed by:



 Name: Mr. Anthony Rukwaro
 Municipality Manager




 Name: Alice W. Wangari
 Head of Finance
 ICPAK M/No 34111

15. STATEMENT OF FINANCIAL POSITION AS AT 30TH JUNE 2025

Description	Note	2024/2025 FY	2023/2024 FY
		Kshs.	Kshs.
Assets			
Current assets			
Cash and cash equivalents	11	52,603	516,605
Receivables from Non- exchange transactions	12	2,500,000	-
Inventories		-	-
		2,552,603	516,605
Non-current assets			
Property, plant, and equipment	14	2,430,328	513,540
Total Non-current Assets		2,430,328	513,540
Total assets		4,982,930	1,030,145
Liabilities			
Current liabilities			
Trade and other payables	15	2,736,295	-
Non-current liabilities		-	-
Total liabilities		2,736,295	-
Net assets		2,246,635	1,030,145
Represented by:			
Accumulated surplus		2,246,635	1,030,145
Total net assets and liabilities		2,246,635	1,030,145

The accounting policies and explanatory notes to these financial statements form an integral part of the financial statements. The entity financial statements were approved on **25th August 2025** and signed by:


 Name: Anthony Rukwaro
 Municipality Manager
 Date: 25/08/2025


 Name: Alice W. Wangari
 Head of Finance
 ICPAK M/No. 34111
 Date: 25/08/2025

16. STATEMENT OF CHANGES IN NET ASSETS FOR THE YEAR ENDED 30TH
JUNE 2025

Description	Capital/Development Grants/Fund	Revaluation Reserve	Accumulated surplus	Total
	Kshs.	Kshs.	Kshs.	Kshs.
Bal as at 1 st July 2023	-	-	-	-
Surplus for the year	-	-	1,030,145	1,030,145
Bal at at 30 th June 2024	-	-	1,030,145	1,030,145
Bal as at 1 st July 2024	-	-	1,030,145	1,030,145
Surplus for the year	-	-	1,338,744	1,338,744
Recognition of assets & Liabilities			(122,254)*	(122,254)*
Bal as at 30 th June 2025	-	-	2,246,635	2,246,635

*During the financial year ended 30th June 2024, a net variance of **Ksh. (122,254)** was identified following a reconciliation of asset acquisitions and related liabilities. This variance arose from the following adjustments:

- **Recognition of previously unrecorded office furniture** amounting to **Ksh. 916,126**, procured during the 2023/2024 financial year but not settled as at year-end.
- **Inclusion of unreported trade payables** totalling to **Ksh. 1,038,380**, associated with the above procurement.

Detailed analysis of Variance on Recognition of Assets and Liabilities is as follow:

Description	2024/2025 FY
	Kshs.
Cost (c = a+b)	1,633,904
Assets reported as at 30th June 2024 (a)	586,903
Unreported Assets as at 30th June 2024 (b)	1,047,001
Depreciation for the year ended 30th June 2024 (12.5%*1,047,001)	130,875
NBV as at 1st July 2024 (Adjustment) (d)1,047,001- 130,875))	916,126
Trade Payables	
Cost	1,633,904
Paid as at 30th June 2024	595,524
Trade Payables as at 30th June 2024 (e)	1,038,380
Variance on recognition of assets and trade payables (d-e)	(122,254)

The net effect of these adjustments has been reflected in the current year's financial statements to ensure compliance with IPSAS 45 (Property, Plant, and Equipment) and IPSAS 41 (Financial Instruments). The correction enhances the accuracy of asset valuation and liability reporting, and improved transparency in financial disclosures.

17. STATEMENT OF CASH FLOWS FOR THE YEAR ENDED 30TH JUNE 2025

Description	Note	2024/2025 FY	2023/2024 FY
		Kshs.	Kshs.
Cash flows from operating activities			
Receipts			
Transfers from the County Government	6	4,600,000	7,000,000
Transfers from County Government entities	6(a)	50,000	-
Total Receipts		4,650,000	7,000,000
Payments			
Use of goods and services	7	4,952,003	4,564,844
Board expenses	8	162,000	1,283,100*
Repairs and maintenance	10	-	48,548*
Total Payments		5,114,003	5,896,492
Net cash flows from operating activities		(464,003)	1,103,508
Cash flows from investing activities			
Purchase of PPE & intangible assets	14	-	586,903*
Proceeds from sale of PPE		-	-
Net cash flows used in investing activities		-	586,903
Cash flows from financing activities			
Receipts from Capital grants		-	-
Net cash flows used in financing activities		-	-
Net increase/(decrease) in cash & cash equivalents		(464,003)	516,605
Cash And Cash Equivalents at 1 st July 2024	11	516,605	-
Cash And Cash Equivalents at 30th June 2025	11	52,603	516,605

**The statement of cash flows for the period ended 30th June 2024 reflected cash and cash equivalents amounting to Ksh. 2,438,221 while the statement of financial position and the notes to the financial statements reflected Ksh. 516,605 leading a variance 1,921,616. This was due to an error of omission of board expenses and repair and maintenance of Ksh. 1,283,100 and Ksh. 48,548 respectively. The cash and cash equivalents as at end of the period ended 30th June 2024 Ksh. 516,605 was indicated as cash and cash equivalents as at beginning of the period hence the overstated cash and cash equivalents of Ksh 2,438,221 as at 30th June 2024. The error has been corrected to reflect the true and fair position of the cash and cash equivalents as at 1st July 2024. By reinstating the figures, the form and substance for the same period will not change.*

18. STATEMENT OF COMPARISON OF BUDGET & ACTUAL AMOUNTS FOR THE YEAR ENDED 30TH JUNE 2025

Description	Original budget	Adjustments	Final budget	Actual on comparable basis	Performance difference	% of utilisation
	Kshs. A	Kshs. B	Kshs. c=(a+b)	Kshs. D	Kshs. e=(c-d)	f=d/c
Budget carryovers from the 2023/2024 FY Receipts						
Transfers from the County Government	118,698,275	-	118,698,275	4,600,000	114,098,275	4%
Transfers from County Government entities	-	50,000	50,000	50,000	-	100%
Total Receipts	118,698,275	566,605	119,264,880	5,166,605	114,098,275	4%
Payments						
Use of goods and services	16,483,395	516,605	17,000,000	4,952,003	12,047,998	29%
Board expenses	8,000,000	-	8,000,000	162,000	7,838,000	2%
Staff Costs	12,000,000	-	12,000,000	-	12,000,000	-
Acquisition of Assets	82,214,880	-	82,214,880	-	82,214,880	-
Total expenditure Payments	118,698,275	516,605	119,214,880	5,114,003	114,100,878	4%
Capital Expenditure Payments	-	-	-	-	-	-
Surplus for the period	-	-	-	52,603	-	-

- This adjustment pertains to a Board-approved budget revision aimed at incorporating unutilized funds carried forward from the 2023/2024 financial year.
- The overall budget utilization rates for the year fell below 90% across all line items. This underutilization is primarily attributable to the non-realization of projected receipts of current grants Amounting to Ksh. 112,214,879 which adversely impacted the entity's capacity to execute planned activities at the anticipated scale. The shortfall in actual receipt constrained expenditure levels, resulting in lower-than-budgeted disbursements and implementation delays in key programs.

19. NOTES TO THE FINANCIAL STATEMENTS

1. General Information

Nanyuki Municipality is established by and derives its authority and accountability from Public Finance Management Act No 18 of 2012. The Municipality is under the Laikipia County Government and is domiciled in Kenya.

The Municipality's principal activity is;

- i)** Provide for efficient and accountable management of the affairs of the Municipality.
 - a. Provide for a governance mechanism that will enable the inhabitants of the Municipality to.
 - b. Participate in determining the social services and regulatory framework which will best satisfy their needs and expectations.
 - c. Verify whether public resources and authority are utilized or exercised to their satisfaction.
 - d. Enjoy efficiency in service delivery.
- ii)** Vigorously pursue the developmental opportunities which are available in the Municipality and to institute such measures as are necessary for achieving public order and the provisions of civic amenities, so as to enhance the quality of life of the inhabitants of the Municipality.
- iii)** Provide a high standard of social services in a cost-effective manner to the inhabitants of the Municipality.
- iv)** Promote social cohesiveness and a sense of civic duty and responsibility among the inhabitants and stakeholders in the Municipality in order to facilitate collective action and commitment towards achieving the goal of a harmonious and stable community.
- v)** Providing for services and other matters for Municipality's benefit.
- vi)** Fostering the economic, social and environmental well-being of its community.

2. Statement of Compliance and Basis of Preparation

The financial statements have been prepared on a historical cost basis except for the measurement at re-valued amounts of certain items of property, plant and equipment, marketable securities and financial instruments at fair value, impaired assets at their estimated recoverable amounts, and actuarially determined liabilities at their present value. The preparation of financial statements in conformity with International Public Sector Accounting Standards (IPSAS) allows the use of estimates and assumptions. It also requires management to exercise judgment in the process of applying the Nanyuki Municipality accounting policies. The areas involving a higher degree of judgment or complexity, or where assumptions and estimates are significant to the financial statements, are disclosed in Note 5 of these financial statements.

County Government of Laikipia
Nanyuki Municipality
Annual Report and Financial Statements for the year ended June 30, 2025

The financial statements have been prepared and presented in Kenya Shillings, which is the functional and reporting currency of the Nanyuki Municipality.

The financial statements have been prepared in accordance with the PFM Act, the State Corporations Act (Urban Areas and Cities Act) and International Public Sector Accounting Standards (IPSAS). The accounting policies adopted have been consistently applied to all the years presented.

3. Application of New and revised standards (IPSAS)

i. New and amended standards and interpretations in issue effective in the year ended 30 June 2025.

There were no new and amended standards issued in the financial year.

ii. New and amended standards and interpretations in issue but not yet effective in the year ended 30 June 2025.

Standard	Effective date and impact:
IPSAS 43: Leases	<p>Applicable 1st January 2025</p> <p>The standard sets out the principles for the recognition, measurement, presentation, and disclosure of leases. The objective is to ensure that lessees and lessors provide relevant information in a manner that faithfully represents those transactions. This information gives a basis for users of financial statements to assess the effect that leases have on the financial position, financial performance and cashflows of an Entity.</p> <p>The new standard requires entities to recognise, measure and present information on right of use assets and lease liabilities.</p> <p>The entity has assessed the applicability of IPSAS 43 and concluded that it does not have lease arrangements that fall within the scope of the standard. Accordingly, IPSAS 43 has no impact on the financial statements for the reporting period.</p>
IPSAS 44: Non-Current Assets Held for Sale and Discontinued Operations	<p>Applicable 1st January 2025</p> <p>The Standard requires,</p> <p>Assets that meet the criteria to be classified as held for sale to be measured at the lower of carrying amount and fair value less costs to sell and the depreciation of such assets to cease and:</p> <p>Assets that meet the criteria to be classified as held for sale to be presented separately in the statement of financial position and the results of discontinued operations to be presented separately in the statement of financial performance.</p> <p>The entity has assessed the applicability of IPSAS 44 and determined that it does not currently hold non-current assets classified as held for sale nor operate discontinued segments. Accordingly, IPSAS 44 has no impact on the financial statements for the reporting period</p>
IPSAS 45: Property Plant and Equipment	<p>Applicable 1st January 2025</p> <p>The standard supersedes IPSAS 17 on Property, Plant and Equipment. IPSAS 45 has additional guidance/ new guidance for heritage assets, infrastructure assets and measurement. Heritage assets were previously excluded from the scope of IPSAS 17 in IPSAS 45, heritage assets that satisfy the definition of PPE shall be recognised as assets if they meet the criteria in the standard. IPSAS 45 has an additional application guidance for</p>

	<p>infrastructure assets, implementation guidance and illustrative examples. The standard has clarified existing principles e.g. valuation of land over or under the infrastructure assets, under- maintenance of assets and distinguishing significant parts of infrastructure assets.</p> <p>The entity applies IPSAS 45, which prescribes the accounting treatment for property, plant, and equipment. In accordance with the standard, the entity adheres to its guidance on recognition criteria, initial and subsequent measurement, depreciation, and disclosure requirements. This application strengthens the accuracy, transparency, and integrity of the financial statements, while promoting consistency, comparability, and prudent financial reporting.</p>
IPSAS 46: Measurement	<p>Applicable 1st January 2025</p> <p>The objective of this standard was to improve measurement guidance across IPSAS by:</p> <ol style="list-style-type: none"> i. Providing further detailed guidance on the implementation of commonly used measurement bases and the circumstances under which they should be used. ii. Clarifying transaction costs guidance to enhance consistency across IPSAS. iii. Amending where appropriate guidance across IPSAS related to measurement at recognition, subsequent measurement and measurement related disclosures. <p>The standard also introduces a public sector specific measurement bases called the current operational value.</p> <p>The entity has reviewed the applicability of IPSAS 46 and determined that the standard does not materially affect the measurement of its assets or liabilities. Accordingly, IPSAS 46 has no impact on the financial statements for the reporting period.</p>
IPSAS 47: Revenue	<p>Applicable 1st January 2026</p> <p>This standard supersedes IPSAS 9- Revenue from exchange transactions, IPSAS 11 Construction contracts and IPSAS 23 Revenue from non- exchange transactions. This standard brings all the guidance of accounting for revenue under one standard. The objective of the standard is to establish the principles that an entity shall apply to report useful information to users of financial statements about the nature, amount, timing and uncertainty of revenue and cash flow arising from revenue transactions.</p> <p>The entity has assessed the applicability of IPSAS 47 and determined that it does not engage in revenue transactions within the scope of the standard. Accordingly, IPSAS 47 has no impact on the financial statements for the reporting period.</p>
IPSAS 48: Transfer Expenses	<p>Applicable 1st January 2026</p> <p>The objective of the standard is to establish the principles that a transfer provider shall apply to report useful information to users of financial statements about the nature, amount, timing and uncertainty of expenses and cash flow arising from transfer expense transactions. This is a new standard for public sector entities geared to provide guidance to entities that provide transfers on accounting for such transfers.</p>

	<p>The entity has assessed the applicability of IPSAS 48 and determined that it does not currently engage in transfer expense transactions within the scope of the standard. Accordingly, IPSAS 48 has no impact on the financial statements for the reporting period.</p>
<p>IPSAS 49: Retirement Benefit Plans</p>	<p>Applicable 1st January 2026</p> <p>The objective is to prescribe the accounting and reporting requirements for the public sector retirement benefit plans which provide retirement to public sector employees and other eligible participants. The standard sets the financial statements that should be presented by a retirement benefit plan.</p> <p>The entity has assessed the applicability of IPSAS 49 and determined that it does not administer or report on a retirement benefit plan within the scope of the standard. Accordingly, IPSAS 49 has no impact on the financial statements for the reporting period</p>
<p>IPSAS 50: Exploration For & Evaluation of Mineral Resources</p>	<p>Applicable 1st January 2027</p> <p>The objective of this Standard is to specify the financial reporting for the exploration for and evaluation of mineral resources. The Standard requires:</p> <ol style="list-style-type: none"> i. Limited improvements to existing accounting practices for exploration and evaluation expenditures. ii. Entities that recognize exploration and evaluation assets to assess such assets for impairment in accordance with this Standard and measure any impairment in accordance with IPSAS 26. iii. Disclosures that identify and explain the amounts in the entity’s financial statements arising from the exploration for and evaluation of mineral resources and help users of those financial statements understand the amount, timing and certainty of future cash flows from any exploration and evaluation assets recognized. <p>The entity does not engage in exploration or evaluation activities related to mineral resources. As such, IPSAS 50 has no impact on the financial statements.</p>

iii. Early adoption of standards

The Entity did not early – adopt any new or amended standards in the financial year.

4. Significant Accounting Policies

a) Revenue recognition

i) Revenue from non-exchange transactions

Transfers from other government entities

Revenues from non-exchange transactions with other government entities are measured at fair value and recognized on obtaining control of the asset (cash, goods, services, and property) if the transfer is free from conditions and it is probable that the economic benefits or service potential related to the asset will flow to Nanyuki Municipality and can be measured reliably. To the extent that there is a related condition attached that would give rise to a liability to repay the amount, the amount is recorded in the statement of financial position and realised in the statement of financial performance over the useful life of the assets that have been acquired using such funds.

ii) Revenue from exchange transactions

Interest income

Interest income is accrued using the effective yield method. The effective yield discounts estimated future cash receipts through the expected life of the financial asset to that asset's net carrying amount. The method applies this yield to the principal outstanding to determine interest income for each period.

b) Budget information

The original budget for FY 2024/25 was approved by the County Assembly on 28th June 2024. Subsequent revisions or additional appropriations were made to the approved budget in accordance with specific approvals from the appropriate authorities. The additional appropriations are added to the original budget by the Municipality upon receiving the respective approvals in order to conclude the final budget. The Municipality did not receive any additional appropriation during the year.

The Municipality's budget is prepared on a different basis to the actual income and expenditure disclosed in the financial statements. The financial statements are prepared on accrual basis using a classification based on the nature of expenses in the statement of financial performance, whereas the budget is prepared on a cash basis. The amounts in the financial statements were recast from the accrual basis to the cash basis and reclassified by presentation to be on the same basis as the approved budget. A comparison of budget and actual amounts, prepared on a comparable basis to the approved budget, is then presented in the statement of comparison of budget and actual amounts. A statement to reconcile the actual amounts on a comparable basis included in the statement of comparison of budget and actual amounts and the actuals as per the statement of financial performance has been presented under section 1 of these financial statements.

c) Property, plant and equipment

All property, plant and equipment are stated at cost less accumulated depreciation and impairment losses. Cost includes expenditure that is directly attributable to the acquisition of the items. When significant parts of property, plant and equipment are required to be replaced at intervals, the Municipality recognizes such parts as individual assets with specific useful lives and depreciates them accordingly. Likewise, when a major inspection is performed, its cost is recognized in the carrying amount of the plant and equipment as a replacement if the recognition criteria are satisfied. All other repair and maintenance costs are recognized in surplus or deficit as incurred. Where an asset is acquired in a non-exchange transaction for nil or nominal consideration the asset is initially measured at its fair value. The Municipality has adopted the straight-line method of depreciation for all applicable property, plant, and equipment, in accordance with IPSAS requirements.

d) Intangible assets

Intangible assets acquired separately are initially recognized at cost. The cost of intangible assets acquired in a non-exchange transaction is their fair value at the date of the exchange. Following initial recognition, intangible assets are carried at cost less any accumulated amortization and accumulated impairment losses. Internally generated intangible assets, excluding capitalized development costs, are not capitalized and expenditure is reflected in

surplus or deficit in the period in which the expenditure is incurred. The useful life of the intangible assets is assessed as either finite or indefinite.

e) Biological Assets

The entity recognizes biological assets when it controls the assets due to past events, it is probable that future economic benefits associated with the asset will flow to the entity, and when the fair value or cost of the asset can be measured reliably. Biological assets are initially and subsequently measured at fair value less costs to sell, except where fair value cannot be reliably determined. In such cases, the asset is measured at its cost less accumulated depreciation and any accumulated impairment losses. Changes in fair value less costs to sell are recognized in surplus/deficit in the period in which they occur.

f) Financial instruments

IPSAS 41 addresses the classification, measurement and de-recognition of financial assets and financial liabilities, introduces new rules for hedge accounting and a new impairment model for financial assets. The entity does not have any hedge relationships and therefore the new hedge accounting rules have no impact on the entity's financial statements.

A financial instrument is any contract that gives rise to a financial asset of one entity and a financial liability or equity instrument of another entity. At initial recognition, the entity measures a financial asset or financial liability at its fair value plus or minus, in the case of a financial asset or financial liability not at fair value through surplus or deficit, transaction costs that are directly attributable to the acquisition or issue of the financial asset or financial liability.

Financial assets

Classification of financial assets

The entity classifies its financial assets as subsequently measured at amortised cost, fair value through net assets/ equity or fair value through surplus and deficit on the basis of both the entity's management model for financial assets and the contractual cash flow characteristics of the financial asset. A financial asset is measured at amortized cost when the financial asset is held within a management model whose objective is to hold financial assets in order to collect contractual cash flows and the contractual terms of the financial asset give rise on specified

dates to cash flows that are solely payments of principal and interest on the principal outstanding. A financial asset is measured at fair value through net assets/ equity if it is held within the management model whose objective is achieved by both collecting contractual cashflows and selling financial assets and the contractual terms of the financial asset give rise on specified dates to cash flows that are solely payments of principal and interest on the principal amount outstanding. A financial asset shall be measured at fair value through surplus or deficit unless it is measured at amortized cost or fair value through net assets/ equity unless an entity has made irrevocable election at initial recognition for particular investments in equity instruments.

Subsequent measurement

Based on the business model and the cash flow characteristics, the entity classifies its financial assets into amortized cost or fair value categories for financial instruments. Movements in fair value are presented in either surplus or deficit or through net assets/ equity subject to certain criteria being met.

Amortized cost

Financial assets that are held for collection of contractual cash flows where those cash flows represent solely payments of principal and interest, and that are not designated at fair value through surplus or deficit, are measured at amortized cost. A gain or loss on an instrument that is subsequently measured at amortized cost and is not part of a hedging relationship is recognized in profit or loss when the asset is de-recognized or impaired. Interest income from these financial assets is included in finance income using the effective interest rate method.

Fair value through net assets/ equity

Financial assets that are held for collection of contractual cash flows and for selling the financial assets, where the assets' cash flows represent solely payments of principal and interest, are measured at fair value through net assets/ equity. Movements in the carrying amount are taken through net assets, except for the recognition of impairment gains or losses, interest revenue, and foreign exchange gains and losses which are recognized in surplus/deficit. Interest income from these financial assets is included in finance income using the effective interest rate method.

Fair value through surplus or deficit

Financial assets that do not meet the criteria for amortized cost or fair value through net assets/equity are measured at fair value through surplus or deficit. A business model where the entity manages financial assets with the objective of realizing cash flows through solely the sale of the assets would result in a fair value through a surplus or deficit model.

Trade and other receivables

Trade and other receivables are recognized at fair values less allowances for any uncollectible amounts. Trade and other receivables are assessed for impairment on a continuing basis. An estimate is made of doubtful receivables based on a review of all outstanding amounts at the year-end.

Impairment

The entity assesses, on a forward-looking basis, the expected credit loss ('ECL') associated with its financial assets carried at amortized cost and fair value through net assets/equity. The entity recognizes a loss allowance for such losses at each reporting date. The management has not made any critical estimates and significant judgments in determining the expected credit loss (ECL).

Financial liabilities

Classification

The entity classifies its liabilities as subsequently measured at amortized cost except for financial liabilities measured through profit or loss.

g) Inventories

Inventory is measured at cost upon initial recognition. To the extent that inventory was received through non-exchange transactions (for no cost or for a nominal cost), the cost of the inventory is its fair value at the date of acquisition. Costs incurred in bringing each product to its present location and conditions are accounted for, as follows:

Raw materials: purchase cost using the weighted average cost method

Finished goods and work in progress: cost of direct materials and labour and a proportion of manufacturing overheads based on the normal operating capacity but excluding borrowing costs.

After initial recognition, inventory is measured at the lower of cost and net realizable value. However, to the extent that a class of inventory is distributed or deployed at no charge or for a nominal charge, that class of inventory is measured at the lower of cost and current replacement cost. Net realizable value is the estimated selling price in the ordinary course of operations, less the estimated costs of completion and the estimated costs necessary to make the sale, exchange, or distribution. Inventories are recognized as an expense when deployed for utilization or consumption in the ordinary course of operations of the Municipality.

h) Provisions

Provisions are recognized when the Municipality has a present obligation (legal or constructive) as a result of a past event, it is probable that an outflow of resources embodying economic benefits or service potential will be required to settle the obligation and a reliable estimate can be made of the amount of the obligation. Where the Municipality expects some or all of a provision to be reimbursed, for example, under an insurance contract, the reimbursement is recognized as a separate asset only when the reimbursement is virtually certain. The expense relating to any provision is presented in the statement of financial performance net of any reimbursement.

i) Social Benefits

Social benefits are cash transfers provided to i) specific individuals and/or households that meet the eligibility criteria, ii) mitigate the effects of social risks and iii) Address the needs of society as a whole. The entity recognises a social benefit as an expense for the social benefits scheme at the same time that it recognises a liability. The liability for the social benefit scheme is measured at the best estimate of the cost (the social benefit payments) that the entity will incur in fulfilling the present obligations represented by the liability.

j) Contingent liabilities

The Municipality does not recognize a contingent liability but discloses details of any contingencies in the notes to the financial statements unless the possibility of an outflow of resources embodying economic benefits or service potential is remote.

k) Contingent assets

The Municipality does not recognize a contingent asset but discloses details of a possible asset whose existence is contingent on the occurrence or non-occurrence of one or more uncertain future events not wholly within the control of the Municipality in the notes to the financial statements. Contingent assets are assessed continually to ensure that developments are appropriately reflected in the financial statements. If it has become virtually certain that an inflow of economic benefits or service potential will arise and the asset's value can be measured reliably, the asset and the related revenue are recognized in the financial statements of the period in which the change occurs.

l) Nature and purpose of reserves

The Municipality has not created nor maintained reserves in terms of specific requirements during the reporting period.

m) Changes in accounting policies and estimates

The Municipality recognizes the effects of changes in accounting policy retrospectively. The effects of changes in accounting policy are applied prospectively if retrospective application is impractical.

n) Employee benefits – Retirement benefit plans

The Municipality provides retirement benefits for its employees and directors. Defined contribution plans are post-employment benefit plans under which the Municipality pays fixed contributions into a separate fund and will have no legal or constructive obligation to pay further contributions if the Municipality does not hold sufficient assets to pay all employee benefits relating to employee service in the current and prior periods. The contributions to scheme obligations for the payment of retirement benefits are charged against income in the year in which they become payable. Defined benefit plans are post-employment benefit plans other than defined-contribution plans. The defined benefits are actuarially valued tri-annually on the projected unit credit method basis. Deficits identified are recovered through lump sum payments or increased future contributions on proportional basis to all participating employers. The contributions and lump sum payments reduce the post-employment benefit obligation.

o) Foreign currency transactions

Transactions in foreign currencies are initially accounted for at the ruling rate of exchange on the date of the transaction. Trade creditors or debtors denominated in foreign currency are reported in the statement of financial position reporting date by applying the exchange rate on that date. Exchange differences arising from the settlement of creditors, or from the reporting of creditors at rates different from those at which they were initially recorded during the period, are recognized as income or expenses in the period in which they arise.

p) Borrowing costs

Borrowing costs are capitalized against qualifying assets as part of property, plant and equipment. Such borrowing costs are capitalized over the period during which the asset is being acquired or constructed and borrowings have been incurred. Capitalization ceases when construction of the asset is complete. Further borrowing costs are charged to the statement of financial performance.

q) Related parties

The Municipality regards a related party as a person or an entity with the ability to exert control individually or jointly, or to exercise significant influence over the Municipality, or vice versa. Members of key management are regarded as related parties and comprise the Board members, the Municipality Managers and Municipality Accountant.

r) Cash and cash equivalents

Cash and cash equivalents comprise cash on hand and cash at bank, short-term deposits on call and highly liquid investments with an original maturity of three months or less, which are readily convertible to known amounts of cash and are subject to insignificant risk of changes in value. Bank account balances include amounts held at various commercial banks at the end of the financial year.

s) Comparative figures

Where necessary comparative figures for the previous financial year have been amended or reconfigured to conform to the required changes in presentation.

t) Events after the reporting period

Events after the reporting date are those events, both favourable and unfavourable, that occur between the reporting date and the date when the financial statements are authorized for issue.

Two types of events can be identified:

(a) Those that provide evidence of conditions that existed at the reporting date (adjusting events after the reporting date); and

(b) Those that are indicative of conditions that arose after the reporting date (non-adjusting events after the reporting date).

Nanyuki Municipality did not have any material adjusting and non- adjusting events after the reporting period.

u) Currency

The financial statements are presented in Kenya Shillings (Kshs.) and the values rounded off to the nearest shilling.

5. Significant Judgments and Sources of Estimation Uncertainty

The preparation of Nanyuki Municipality's financial statements in conformity with IPSAS requires management to make judgments, estimates and assumptions that affect the reported amounts of revenues, expenses, assets and liabilities, and the disclosure of contingent liabilities, at the end of the reporting period. However, uncertainty about these assumptions and estimates could result in outcomes that require a material adjustment to the carrying amount of the asset or liability affected in future periods.

State all judgements, estimates and assumptions made.

Estimates and assumptions.

The key assumptions concerning the future and other key sources of estimation uncertainty at the reporting date, that have a significant risk of causing a material adjustment to the carrying amounts of assets and liabilities within the next financial year, are described below. The Municipality based its assumptions and estimates on parameters available when the consolidated financial statements were prepared. However, existing circumstances and assumptions about future developments may change due to market changes or circumstances arising beyond the control of the Municipality. Such changes are reflected in the assumptions when they occur.

Useful lives and residual values

The useful lives and residual values of assets are assessed using the following indicators to inform potential future use and value from disposal:

- i) The condition of the asset based on the assessment of experts employed by the City/Municipality.
- ii) The nature of the asset, its susceptibility and adaptability to changes in technology and processes.
- iii) The nature of the processes in which the asset is deployed.
- iv) Availability of funds to replace the asset.
- v) Changes in the market in relation to the asset.

Notes to the Financial Statements

6. Transfers from the County Government

Description	2024/2025 FY	2023/2024 FY
	Kshs.	Kshs.
Transfers from County Govt.	4,600,000	7,000,000
Total	4,600,000	7,000,000

(a) Transfers from County Government entities (Categorized)

Name of the Entity Sending The Grant	Amount recognized to Statement of Financial performance	Amount deferred under deferred income	Amount recognised in capital fund	Total grant income during the year	2023/2024 FY
	KShs	KShs	KShs	KShs	KShs
Rumuruti Municipality	50,000	-	-	50,000	-
Total	50,000	-	-	50,000	-

7. Use of Goods and Services

Description	2024/2025 FY	2023/2024 FY
	Kshs.	Kshs.
Domestic travel and subsistence	2,923,130	1,935,664
Printing, advertising, supplies & services	-	150,000
Postal Services	9,450	-
Training expenses	611,800	1,864,531
Catering Services	814,400	206,432
Shows & Exhibitions	70,500	-
Office and general supplies and services	520,250	398,637
Routine maintenance – vehicles and other equipment	-	48,548
Bank Charges	2,473	9580
Total	4,952,003	4,564,844

8. Board Expenses

Description	2024/2025 FY	2023/2024 FY
	Kshs.	Kshs.
Sitting allowances	162,000	196,000
Induction and Training	-	1,087,100
Total	162,000	1,283,100

9. Depreciation and Amortization

Description	2024/2025 FY	2023/2024 FY
	KShs	KShs
Property, plant and equipment	697,253	73,363
Total depreciation and amortization	697,253	73,363

10. Repairs and Maintenance

Description	2024/2025 FY	2023/2024 FY
	KShs	KShs
Motor vehicle expenses	-	48,548
Total repairs and maintenance	-	48,548

11. Cash and Cash Equivalent

Description	2024/2025 FY	2023/2024 FY
	Kshs.	Kshs.
Current account	52,603	516,605
Total	52,603	516,605

Detailed analysis of the cash and cash equivalents are as follows:

Financial institution	Account number	2024/2025 FY	2023/2024 FY
		Kshs	Kshs.
a) Current account			
1. Nanyuki Municipality Operations Account-Equity Bank	0270284510469	52,260	500,762
2. Nanyuki Municipality Development Account-Equity Bank	0270284510885	343	15,843
Sub- total		52,603	516,605
Grand total		52,603	516,605

12. Receivables from Non-Exchange Transaction

Description	2024/2025 FY	2023/2024 FY
	Kshs.	Kshs.
Transfer from County Executive	2,500,000	-
Outstanding imprest	-	-
Total receivables from non-exchange transactions	2,500,000	-

Ageing analysis for Receivables from non-exchange transactions

Description	2024/2025 FY		2023/2024 FY	
	Kshs	% of the total	Kshs	% of the total
Less than 1 year	2,500,000	100%	-	%
Total	2,500,000	100%	-	%

13. Inventories

Description	2024/25 FY	2023/24 FY
	Kshs.	Kshs.
Stationery	-	-
Consumables	-	-
Total inventories at the lower of cost and net realizable value	-	-

County Government of Laikipia
Nanyuki Municipality
Annual Report and Financial Statements for the year ended June 30, 2025

14. Property, Plant And Equipment

	Land	Buildings	Motor vehicles	Furniture and fittings	Computers & ICT Equipment	Capital Work in progress	Total
Depreciation Rate		2%	16.67%	12.50%	30%		
	Kshs	Kshs	Kshs	Kshs	Kshs	Kshs	Kshs
As at 1 st July 2023	-	-	-	586,903	-	-	586,903
Additions	-	-	-	-	-	-	-
Transfer/Adjustments	-	-	-	-	-	-	-
As at 30 th June 2024	-	-	-	586,903	-	-	586,903
Additions	-	-	-	-	1,697,915	-	1,697,915
Transfer/Adjustments	-	-	-	916,126*	-	-	916,126
As at 30 th June 2025	-	-	-	1,503,029	1,697,915	-	3,200,944
Depreciation And Impairment							
As at 1 st July 2023	-	-	-	-	-	-	-
Depreciation	-	-	-	73,363	-	-	73,363
Transfer/Adjustment	-	-	-	-	-	-	-
As at 30 th June 2024	-	-	-	73,363	-	-	73,363
Depreciation for the year	-	-	-	187,879	509,375	-	697,253
Transfer/Adjustment	-	-	-	-	-	-	-
As at 30 th June 2025	-	-	-	261,242	509,375	-	770,616
NBV as at 30th June 2024	-	-	-	513,540	-	-	513,540
NBV as at 30th June 2025	-	-	-	1,241,787	1,188,541	-	2,430,328

*During the 2023/2024 financial year, office furniture valued at Ksh. 916,126 was procured but not recognized in the Property, Plant, and Equipment (PPE) register. This adjustment has been made to ensure accurate asset reporting and compliance with applicable financial reporting standards.

15. Trade and Other Payables from Exchange Transactions

Description	2024/2025 FY		2023/2024 FY	
	Kshs.		Kshs.	
Trade payables	2,736,295		-	
Total trade and other payables	2,736,295		-	
Ageing analysis:	2024/2025 FY	% of the Total	2023/2024 FY	% of the Total
Under one year	1,697,915	62%	-	%
1-2 years	1,038,380	38%	-	%
Total	2,736,295	100%	-	%

16. Cash Generated from Operations

Description	2024/25 FY	2023/24 FY
	Kshs.	Kshs.
Surplus for the year before tax	1,338,744	2,435,156
Adjusted for:		
Depreciation	697,253	-
Working Capital adjustments		
Increase in receivables	(2,500,000)	-
Net cash flow from operating activities	(464,003)	2,435,156

17. Related Party Balances

a) Nature of related party relationships

Entities and other parties related to the Municipality include those parties who have ability to exercise control or exercise significant influence over its operating and financial decisions. Related parties include management personnel, their associates and close family members. The Municipality related to the following entities:

- a) The County Government.
- b) The Parent County Government Ministry.
- c) County Assembly.
- d) Key management.
- e) Municipality Board; etc.

b) Related party transactions

Description	2024/25 FY	2023/24 FY
	Kshs.	Kshs.
Transfers from related parties ¹	-	-
Transfers to related parties	-	-

c) Key management remuneration

Description	2024/25 FY	2023/24 FY
	Kshs.	Kshs.
Board Members	-	-
Key Management Compensation	-	-
Total	-	-

d) Due from related parties

Description	2024/25 FY	2023/24 FY
	Kshs.	Kshs.
Due from parent Ministry	-	-
Due from County Government	-	-
Total	-	-

e) Due to related parties

Description	2024/25 FY	2023/24 FY
	Kshs.	Kshs.
Due to County Government	-	-
Due to Key management personnel	-	-
Total	-	-

18. Financial Risk Management

The Municipality's activities expose it to a variety of financial risks including credit and liquidity risks and effects of changes in foreign currency. The Municipality's overall risk management programme focuses on the unpredictability of changes in the business environment and seeks to minimise the potential adverse effect of such risks on its performance by setting acceptable levels of risk. The Municipality does not hedge any risks and has in place policies to ensure that credit is only extended to customers with an established credit history.

I. Credit risk

The Municipality has exposure to credit risk, which is the risk that a counterparty will be unable to pay amounts in full when due. Credit risk arises from cash and cash equivalents, and deposits with banks, as well as trade and other receivables and available-for-sale financial investments. Management assesses the credit quality of each customer, taking into account its financial position, past experience, and other factors. Individual risk limits are set based on internal or external assessments in accordance with limits set by the directors. The amounts presented in the statement of financial position are net of allowances for doubtful receivables, estimated by the Municipality's management based on prior experience and their assessment of the current economic environment. The carrying amount of financial assets recorded in the financial statements representing the Municipality's maximum exposure to credit risk without taking account of the value of any collateral obtained is made up as follows:

Description	Total amount Kshs.	Fully performing Kshs.	Past due Kshs.	Impaired Kshs.
At 30 June 2025				
Receivables from non-exchange transactions	-	-	-	-
Bank balances	-	-	-	-
Total	-	-	-	-
At 30 June 2024				
Receivables from non-exchange transactions	-	-	-	-
Bank balances	-	-	-	-
Total	-	-	-	-

The customers under the fully performing category are paying their debts as they continue trading. The credit risk associated with these receivables is minimal and the allowance for uncollectible amounts that the Municipality has recognised in the financial statements is considered adequate to cover any potentially irrecoverable amounts. The Municipality has no significant concentration of credit risk on amounts due.

The Municipality Board sets policies and objectives and lays down parameters within which the various aspects of credit risk management are operated.

II. Liquidity risk management

Ultimate responsibility for liquidity risk management rests with the Municipality Manager, who has built an appropriate liquidity risk management framework for the management of the Municipality's short, medium and long-term liquidity management requirements. The Municipality manages liquidity risk through continuous monitoring of forecasts and actual cash flows.

The table below represents cash flows payable by the Municipality under non-derivative financial liabilities by their remaining contractual maturities at the reporting date. The amounts disclosed in the table are the contractual undiscounted cash flows. Balances due within 12 months equal their carrying balances, as the impact of discounting is not significant.

Description	Less than 1 month	Between 1-3 months	Over 5 months	Total
	Kshs.	Kshs.	Kshs.	Kshs.
At 30 Jun 2025				
Trade payables	-	-	-	-
Total	-	-	-	-
At 30 Jun 2024				
Trade payables	-	-	-	-
Total	-	-	-	-

III. Market risk

The Board has put in place an internal audit function to assist it in assessing the risk faced by the Municipality on an ongoing basis, evaluate and test the design and effectiveness of its internal accounting and operational controls.

Market risk is the risk arising from changes in market prices, such as interest rate, equity prices and foreign exchange rates which will affect the Municipality's income or the value of its holding of financial instruments. The objective of market risk management is to manage and control market risk exposures within acceptable parameters, while optimising the return. Overall responsibility for managing market risk rests with the Audit and Risk Management Committee. The Municipality's Finance Department is responsible for the development of detailed risk management policies (subject to review and approval by Audit and Risk Management Committee) and for the day-to-day implementation of those policies. There has been no change to the Municipality's exposure to market risks or the manner in which it manages and measures the risk.

IV. Foreign currency risk

The Municipality has transactional currency exposures. Such exposure arises through purchases of goods and services that are done in currencies other than the local currency. Invoices denominated in foreign currencies are paid after 30 days from the date of the invoice and conversion at the time of payment is done using the prevailing exchange rate. The carrying amount of the Municipality's foreign currency denominated monetary assets and monetary liabilities at the end of the reporting period are as follows:

Description		Other currencies	Total
	Kshs.	Kshs.	Kshs.
At 30 June 2025			
Financial assets	-	-	-
Investments	-	-	-
Cash	-	-	-
Debtors/ receivables	-	-	-
Liabilities			
Trade and other payables	-	-	-
Borrowings	-	-	-
Net foreign currency asset/(liability)	-	-	-

Foreign currency sensitivity analysis

The following table demonstrates the effect on the Fund's statement of financial performance on applying the sensitivity for a reasonable possible change in the exchange rate of the three

main transaction currencies, with all other variables held constant. The reverse would also occur if the Kenya Shilling appreciated with all other variables held constant.

Description	Change in currency rate	Effect on surplus/ deficit	Effect on Equity
	Kshs.	Kshs.	Kshs.
2025			
Euro	10%	-	-
USD	10%	-	-
2024			
Euro	10%	-	-
USD	10%	-	-

V. Interest rate risk

Interest rate risk is the risk that the entity's financial condition may be adversely affected as a result of changes in interest rate levels. The entity's interest rate risk arises from bank deposits. This exposes the Fund to cash flow interest rate risk. The interest rate risk exposure arises mainly from interest rate movements on the Fund's deposits.

Management of interest rate risk

To manage the interest rate risk, management has endeavoured to bank with institutions that offer favourable interest rates.

VI. Capital risk management.

The objective of the Municipality's capital risk management is to safeguard the Municipality's ability to continue as a going concern. The Municipality capital structure comprises of the following Municipality:

Description	2024/25 FY	2023/24 FY
	Kshs.	Kshs.
Capital/Development Grants Municipality	-	-
Accumulated surplus	-	-
Total Funds	-	-
Less: cash and bank balances	-	-
Net debt/(excess cash and cash equivalents)	-	-
Gearing	-	-

**County Government of Laikipia
Nanyuki Municipality
Annual Report and Financial Statements for the year ended June 30, 2025**

20. APPENDICES

Appendix 1. Progress on Follow up of Auditors Recommendations.

The following is the summary of issues raised by the external auditor, and management comments that were provided to the auditor.

Reference No. on the external audit Report	Issue / Observations from Auditor	Management comments	Status:	Timeframe:
1.	Errors and inaccuracies in the presentation of the annual report and financial statements.	Management has undertaken a comprehensive review of internal control systems, including deployment of experienced personnel and working closely with the County Treasury to ensure that financial statements are extensively reviewed prior to submission.	Resolved	
2.	Inaccurate cash and cash equivalents Balance	As at 30th June 2024, the statement of cash flows reflected cash and cash equivalents of Ksh. 2,438,221, while the statement of financial position and notes to the financial statements reflected Ksh. 516,605 resulting in a variance of Ksh. 1,921,616. This discrepancy arose from the omission of board expenses (Ksh. 1,283,100) and repair and maintenance costs (Ksh. 48,548), as well as a misstatement of opening balances. The error has been corrected to present a true and fair view of cash and cash equivalents as at 1st July 2024.	Resolved	
3.	Plant, Property and Equipment	Management acknowledges an omission in asset recognition, whereby office furniture valued at Ksh 1,047,001 (Cost) and with a Net book value of Ksh. 916,126 as at 30th June 2024 was procured but not recorded in the Property, Plant, and	Resolved	

**County Government of Laikipia
Nanyuki Municipality
Annual Report and Financial Statements for the year ended June 30, 2025**

Reference No. on the external audit Report	Issue / Observations from Auditor	Management comments	Status:	Timeframe:
4.	Failure to prepare trial balance	<p>Equipment (PPE) register. This oversight has since been rectified through prior year adjustments in the subsequent financial statements to ensure accurate asset reporting and alignment with applicable financial reporting standards.</p> <p>The Management regret the omission of the trial balance and has taken steps to ensure that trial balance is prepared in the subsequent financial statements</p>	Resolved	
5.	Lack of Municipality Board Annual Work Plan	<p>The Municipality Board was formally constituted on 14th August 2023, resulting in the operationalization of the Municipality mid-financial year. Consequently, no Annual Work Plan had been prepared prior to its establishment. The Board affirms its commitment to full legal and regulatory compliance by ensuring that the Annual Work Plan and all requisite governance documents are prepared in alignment with Section 1.9, Chapter 1 of the Mwongozo Code of Governance for State Corporations.</p>	Resolved	
6.	Irregular convention of special board meetings and Failure to sign board minutes	<p>Special board meetings shall be convened exclusively to deliberate on urgent and specific matters that fall outside the regular meeting schedule. Such meetings may only be called by the Chairperson of the Board or upon written request by at least one-third of the Board members, in accordance with Section 23 of the Urban Areas and Cities Act, 2011. Management has further committed to ensuring that all board minutes are duly signed during the subsequent meetings.</p>	Resolved	

**County Government of Laikipia
Nanyuki Municipality
Annual Report and Financial Statements for the year ended June 30, 2025**


Reference No. on the external audit Report	Issue / Observations from Auditor	Management comments	Status:	Timeframe:
7.	Failure to institute internal audit function	Management affirms its commitment to compliance with the Public Finance Management Act regarding the establishment of internal audit arrangements. A formal request has been submitted to the County Treasury for the allocation of an internal auditor, who will be responsible for reviewing the Municipality's internal control systems on regular basis.	Resolved	


 Name: Mr. Anthony Rukwaro
 Municipality Manager

*County Government of Laikipia
Nanyuki Municipality
Annual Report and Financial Statements for the year ended June 30, 2025*

Appendix 2: Inter-Entity Transfers

NANYUKI MUNICIPALITY			
Breakdown of Transfers from the County Executive of 2024/2025			
FY 2024/2025			
a.	Recurrent Grant	Bank Statement Date	Amount (Kshs.)
		28-Oct-24	1,000,000
		10-Jan-25	150,000
		7-Apr-25	1,000,000
		Total	2,150,000
b.	Development Grant	Bank Statement Date	Amount (Kshs.)
		24-Jan-25	2,500,000
		Total	2,500,000


.....

Samuel Methu Ng'ang'a
Department Accountant- Roads, Public Works Lands,
Housing, Energy and Urban Planning


.....

Alice W. Wangari
Accountant – Nanyuki Municipality