

REPUBLIC OF KENYA

COUNTY GOVERNMENT OF LAIKIPIA



APPROVED PROGRAMME BASED ANNUAL ESTIMATES
OF
RECURRENT AND DEVELOPMENT EXPENDITURE
FOR THE YEAR
ENDING 30TH JUNE, 2025

JUNE 2024

COUNTY ASSEMBLY OF LAIKIPIA
CLERK'S OFFICE
28 JUN 2024
RECEIVED
P. O. BOX 487 - 10400 NANY

TABLE OF CONTENTS

FOREWORD.....	v
ACKNOWLEDGEMENTS.....	vi
ACRONYMS.....	1
EXECUTIVE SUMMARY.....	3
CHAPTER ONE: SUMMARY OF REVENUES AND EXPENDITURE.....	4
COUNTY REVENUES.....	4
CHAPTER TWO: DEPARTMENTAL PROGRAMMES, OUTPUTS AND KPIS.....	9
VOTE TITLE: COUNTY ADMINISTRATION, PUBLIC SERVICE AND OFFICE OF THE GOVERNOR.....	9
VOTE TITLE: FINANCE, ECONOMIC PLANNING AND COUNTY DEVELOPMENT.....	19
VOTE TITLE: HEALTH AND SANITATION.....	28
VOTE TITLE: AGRICULTURE, LIVESTOCK & FISHERIES.....	39
VOTE TITLE: INFRASTRUCTURE AND PUBLIC WORKS.....	56
VOTE TITLE: EDUCATION YOUTH AND SPORTS.....	65
VOTE TITLE: TRADE, TOURISM, CO-OPERATIVES AND ENTERPRISE DEVELOPMENT.....	70
VOTE TITLE: GENDER, CULTURE AND SOCIAL SERVICES.....	77
VOTE TITLE: WATER, ENVIRONMENT AND NATURAL RESOURCES.....	81
VOTE TITLE: RUMURUTI MUNICIPALITY.....	88
VOTE TITLE: NANYUKI MUNICIPALITY.....	91
CHAPTER THREE: BUDGET ANNEXES.....	96
COUNTY ADMINISTRATION, PUBLIC SERVICE AND OFFICE OF THE GOVERNOR.....	96
FINANCE, ECONOMIC PLANNING AND COUNTY DEVELOPMENT.....	97
HEALTH AND SANITATION.....	99
AGRICULTURE, LIVESTOCK AND FISHERIES.....	101
INFRASTRUCTURE AND PUBLIC WORKS.....	105
EDUCATION AND LIBRARY SERVICES.....	107
TRADE, TOURISM, CO-OPERATIVES AND ENTERPRISE DEVELOPMENT.....	109
GENDER, CULTURE AND SOCIAL SERVICES.....	110
WATER, ENVIRONMENT AND NATURAL RESOURCES.....	111
RUMURUTI MUNICIPALITY.....	112
NANYUKI MUNICIPALITY.....	113
NYAHURURU MUNICIPALITY.....	113

LIST OF TABLES

Table 1: Summary of County Revenues in 2020/21-2024/25	4
Table 2: Annual Conditional Grants FY 2024-25	4
Table 3: Opening Balances Grants	4
Table 4: Summary of Expenditure Trends FY 2020/21-2022/23	6
Table 5: Sector ceilings 2024/2025 (exclusive of conditional grants).....	6
Table 6: Sector Allocations in 24/25 (Kshs) Inclusive of departmental salary cost and A.I.A.....	6
Table 7: Appropriations in Aid.....	7
Table 8: Statutory obligations.....	7
Table 9: Transfers to County semi-autonomous entities	7
Table 10: List of entities guiding appropriation of funds.	7

FOREWORD

The annual estimates for financial year 2024/2025 have been prepared in line with chapter 12 and Article 220 (2) of the Constitution of Kenya (2010) and section 129 of the Public Finance Management Act (2012).

These estimates are geared towards achievement of the objectives laid out in the 3rd County Integrated Development Plan, the Annual Development Plan 2024/25 and the 2024 County Fiscal Strategy Paper. The County is focused towards realising the fiscal responsibilities enshrined in the Section 107 of Public Finance Management Act, 2012 and Section 25 of the Public Finance Management (County Governments).


This framework will help us to deliver the following objectives;

- Provide equitable, affordable and quality health services at the highest attainable standards.
- Coordinate emergency response, disaster management, and enforcement to ensure the safety of people and properties. Enhance staff productivity and streamline communication for informed citizenry and improved service delivery.
- Improve economic activities through infrastructure development by construction and periodic maintenance of roads and road infrastructures, drainage systems and physical planning.
- Making agriculture a profitable business through increased agricultural and livestock productivity, provision of extension services, use of modern technologies, supply of subsidized farm inputs and linking farmers to markets.
- Increased access to bursaries and scholarships to underprivileged students, enhancing early childhood development education and vocational training through investment in infrastructure and human capital development.
- To ensure efficient & effective delivery of services, improve the business environment financial inclusion, promote tourism development and ensure a robust and competitive cooperative movement to drive the County's economy
- Improve sanitation in urban centers, markets and low-income settlements through provision of adequate safe drinking water, proper solid waste management and climate change mitigation.

To realise a fiscal balance as projected in the 2024 County Fiscal Strategy Paper (CFSP) county government has retained revenue targets at the same level and shall continue to earn own source revenues through E- collection systems.



Wachira Gachiga
County Executive Committee Member
Finance, Economic Planning and County Development



ACKNOWLEDGEMENTS


These annual estimates have been prepared in accordance with the Constitution of Kenya, 2010 and the Public Finance Management Act, 2012.


I appreciate the technical and budgetary support from the National Government through the National Treasury and other stakeholders.

I acknowledge the leadership and guidance from H.E the Governor, the Deputy Governor, the County Executive Committee Members led by the Executive Member for Finance, Economic Planning and County Development. I also recognise the Hon. Speaker and the Members of the County Assembly for their input towards the finalisation of this document.

Moreover, I'd like to appreciate the Chief Officers and CEOs for providing necessary information and technical assistance during preparation of these estimates.

Finally, I acknowledge the budget team in guiding the departments and consolidating this annual program-based budget.


Daniel Ngumi
Chief Officer
Finance and County Treasury



Rumuruti Municipality

Programmes	Sub-Programme	Projects	Location/ Ward	Recurrent	Development	Total
General Administration	Administration services	Operations and office administration	Rumuruti Municipality	1,000,000	0	1,000,000
id Network	Sub-Total	Board operations and office administration	Rumuruti Municipality	1,000,000	0	1,000,000
governance and	Municipal boards and administration services					

Urban Development	Repairs and maintenance of roads and urban Infrastructure, installation of solar street lights	Rumuruti Municipality	0	5,000,000	5,000,000
Sub-Total			1,000,000	5,000,000	6,000,000
Grand Total			2,000,000	5,000,000	7,000,000

Nanyuki Municipality

Programmes	Sub- Programme	Projects	Location	Recurrent	Development	Total
Administration	Administration services	Operations and office administration	Nanyuki Municipality	1,000,000	0	1,000,000
	Sub-Total			1,000,000	0	1,000,000
Network Development and Improvement	Municipal boards and administration services	Board operations and office administration	Nanyuki Municipality	1,000,000	0	1,000,000
	Urban Development	Maintenance and improvements of urban infrastructure (Roads, streetlights and drainages)	Nanyuki Municipality	0	5,000,000	5,000,000
	Sub-Total			1,000,000	5,000,000	6,000,000
				2,000,000	5,000,000	7,000,000

Additional Grants						
Institution Grant				35,000,000		35,000,000
Development Grant					77,214,879	77,214,879
				35,000,000	77,214,879	112,214,879
Total				37,000,000	82,214,879	119,214,879

Nyahururu Municipality

Programmes	Sub- Programme	Projects	Location	Recurrent	Development	Total
Administration	Administration services	Operations and office administration	Nyahururu municipality	1,000,000	0	1,000,000
	Total			1,000,000	0	1,000,000
Network Development and Improvement	Municipal boards and administration services	Board operations and office administration	Nyahururu municipality	1,000,000	0	1,000,000
	Urban Development	Maintenance of urban infrastructure	Nyahururu municipality	0	0	0
	Total			1,000,000	0	1,000,000
Total				2,000,000	0	2,000,000